



True *LUXURY*
is the pleasure
of *choice*

Custom MADE

Con la collezione Aluminium Chic, Naurelle, produce sistemi per la suddivisione degli ambienti e la definizione architettonica degli interni. Porte, porte scorrevoli, boiserie, sistemi modulari e cabine armadio: un'offerta in continuo ampliamento e costante evoluzione stilistica grazie alla lavorazione interna dell'alluminio.

With its Aluminium Chic collection, Naurelle produces systems for partitioning rooms and defining interiors architecturally. Doors, sliding doors, boiserie panelling, modular systems and walk-in wardrobes: a continuously growing product line in constant stylistic evolution, thanks to the internal structure in aluminium.

Коллекция Naurelle Aluminium Chic включает системы для разделения пространства и архитектурной организации интерьера. Двери, раздвижные двери, буазери, модульные системы и гардеробные комнаты: предложение постоянно дополняется новыми изделиями и стилистическими особенностями благодаря обработке алюминия на внутреннем уровне.

Naurelle, 通过Aluminium Chic系列, 生产分隔空间立面及规划室内区域的隔断系统。门、推拉门、护墙板、模块化系统以及步入式衣帽间: 由于内部铝加工制作, 提供了持续扩展品项与风格持续演进的产品。





MADE *in* ITALY

Il Made In Italy è la caratteristica che contraddistingue ogni aspetto dell'attività e della produzione Naurrelle. Ogni processo di lavorazione ha un'elevatissima componente manuale, consentendo un accurato controllo di ogni minimo dettaglio. La produzione, totalmente interna, utilizza solo materie prime di origine italiana ed è altamente customizzata in quanto tiene conto delle particolari esigenze del cliente.

"Made in Italy" represents the characteristic that permeates every aspect of Naurrelle business and production. Every production process is largely manual, which allows for precision and control of each detail. We only use raw materials of Italian origin, and our in-house production process is highly customised in order to accommodate particular needs specified by clients.

Made In Italy – это характеристика, отличающая все аспекты деятельности и производства Naurrelle. Каждый процесс обработки содержит высокую долю ручной работы, что обеспечивает тщательный контроль даже самых мельчайших деталей. Производство, в котором используется только итальянское сырье, осуществляется полностью на внутреннем уровне и обладает высокой степенью персонализации благодаря учету особых требований заказчиков.

意大利制造是Naurrelle制品与各种业务的主要特质。手工组件在每个加工流程中都占极高的比例，因此允许了对每处微小细节进行细心控管。生产，完全由内部执行，并仅采用意大利原产的原料制造。此外也具有高度可定制化特性，因为我们重视客户的独特需求。



BEMINE

Completely customizable

BeMine vuole essere la sintesi del Know How produttivo dell'azienda per creare un oggetto dalle infinite combinazioni estetiche e realizza l'integrazione totale fra porta e pareti: una sintesi sempre più esclusiva fra elementi d'arredo e architettura d'interni. La porta è oggetto di design, nasce per dare corpo alla prima impressione di un ambiente: originalità, unicità, personalizzazione. Alluminio, legno e pelle, grazie alla loro armoniosa intersecazione con altri materiali innovativi, consentono a BeMine una personalizzazione BeSpoke "Su Misura" unica nel suo genere.

Porte che interpretano lo spazio d'ingresso come esperienza da rendere memorabile, un sottile profilo in alluminio disegna il contorno di una superficie pura che vive di riflessi e della forza dei colori. Caratterizzata dalle finiture esclusive della collezione Naurelle e dall'introduzione di una nuova materia: il Grès Marble, una preziosa ceramica resinata e smaltata effetto marmo.

Pura superficie che introduce un ulteriore elemento di caratterizzazione estetica grazie allo stipite con inserto.

BeMine is the demonstration of the company's production know-how in creating an object that can be arranged in infinite aesthetic combinations. It creates total integration of doors with walls: an increasingly exclusive relationship between furnishings and interior architecture. The door is a design object, and was created to provide the first impression of a room: originality, uniqueness and customisation. Aluminium, wood and leather, through a harmonious interaction with other innovative materials, allow BeMine to become a fully customised option that is one of a kind.

Doors that interpret an entry way as an experience to remember, a thin aluminium profile defines the edge of a pure surface that comes alive through vibrant reflections and the strength of colour.

Characterised by Naurelle exclusive finishes and a new material, Grès Marble, a precious ceramic finish with resin and enamel to achieve a marbled effect.

Pure surfaces that introduce an additional characteristic aesthetic element with a jamb that has an insert.

BeMine хочет быть синтезом производственного ноу-хау компании для создания предмета с бесконечными эстетическими сочетаниями и полного объединения двери и стен: синтезом, все более эксклюзивным, между элементами оформления и архитектурой интерьера. Дверь - это дизайнерский предмет, который рождается для того, чтобы воплотить первое впечатление от помещения: оригинальность, уникальность, индивидуальность. Алюминий, дерево и кожа благодаря гармоничному переплетению с другими инновационными материалами обеспечивают BeMine персонализацию BeSpoke "по мерке", единственную в своем роде.

Двери, интерпретирующие входное пространство как ощущение, которое должно запомниться. Тонкий алюминиевый профиль очерчивает контуры чистой поверхности, подчеркиваемой отблесками и силой цветов. Серия характеризуется эксклюзивными отделками Naurelle и введением нового материала - Grès Marble, - ценной керамики, пропитанной смолой и покрытой глазурью с эффектом мрамора.

Чистая поверхность, которая вносит дополнительный элемент в эстетику благодаря дверной коробке со вставкой.

BeMine期望成为企业生产技术诀窍的精髓，以创造一种具备无限美感组合的物品，实现门和墙壁完全整合的目标：是一种介于室内建筑与家具元素之间更专属的精髓。门，是需要设计的物品，是为了赋予环境第一印象而诞生：原创、独特、个性化。铝材、木材和皮料，由于它们与其他创新材料的和谐交会，允许了BeMine个性化「量身定制」BeSpoke，是同类产品独一无二的。

门，诠释着入口空间，犹如给予一种令人难忘的经验，纤细的铝边框，为纯净的表面定出轮廓，凸显其反射与色彩的力度。以Naurelle系列的独特面饰与所采用的全新材料展现独特：大理石纹路


炆瓷，是一种展现大理石效果的珍贵树脂和珐琅陶瓷。

纯净的表面，由于带嵌饰的门框，增添了另一个美感特色的元素。





MODULI SCORREVOLI | SLIDING PANELS
STRUTTURA | STRUCTURE
PANNELLI | PANELS
MANIGLIA INCASSATA | RECESSED HANDLE



Deep in the Ocean Blue

Come in un fiaba, Agata Azzurra, ha i colori rubati alla profondità degli oceani, una gemma preziosa, un grès porcellanato che ricalca la pietra naturale e regala agli ambienti note eteree e impalpabili. Riveste e illumina interni di prestigio disponibile solo su espressa richiesta.

Like in a fairy-tale, Agata Azzurra has the colours of the marine depths. This precious gem is fashioned from porcelain stoneware to look like natural stone, to give rooms an impalpable, ethereal atmosphere. This wall covering brightens prestigious rooms. Available only on request.

Как в сказке, Agata Azzurra обладает цветами, украденными из глубины океанов. Это самоцвет, керамогранит, который воспроизводит натуральный камень и дарит интерьеру воздушные и неосязаемые черты. Отделка придает особый престиж помещениям и реализуется только по запросу.

犹如进入童话故事，天蓝色玛瑙，它从深层大海中窃取了色彩，是一颗珍贵的宝石，一种炻瓷，展现出天然石材的样貌并赋予环境一种空灵和不可侵犯的风格。装饰并照亮高贵的室内环境，仅特定要求才供货制作。





MÓDULI SCORREVOLI | SLIDING PANELS **BEMINE**
STRUTTURA | STRUCTURE **OC BRIGHT GOLD ALUMINIUM**
PANNELLI | PANELS **GRÈS MARBLE EMPERADOR BROWN**
MANIGLIA CON INSERTO | HANDLE WITH INSERT **C4 P.3 SUEDE 311**
BOISERIE | **BOISERIE C4 P.3 SUEDE 311**




MODULI SCORREVOLI | *SLIDING PANELS* **BEMINE**
STRUTTURA | *STRUCTURE* **11 BRIGHT ALUMINIUM**
PANNELLI | *PANELS* **GRÈS MARBLE EMPERADOR GREY**
MANIGLIA CON INSERTO | *HANDLE WITH INSERT* **RG P.3 SUEDE 08051**

Finiture “Grès Marble”

Grès Marble Finish / Отделки “Grès Marble”

BE IMNE




Agata Azzurra

È una finitura esclusiva realizzata su specifica richiesta, un particolare Gres Porcellanato che, grazie alla lavorazione resinata, conferisce alle superfici una luminescenza ed una brillantezza senza limite. Una materia ceramica di grande pregio ed eleganza.


It is an exclusive finish created only if requested, a particular type of porcelain stoneware that is treated with a particular resin, which gives the surface a limitless brilliance and luminescence. A ceramic material of great prestige and elegance.

Это эксклюзивная отделка, реализуемая по специальному запросу, особый керамогранит, который благодаря пропитке смолой дарит поверхностям удивительное свечение и блеск. Керамика, отличающаяся огромной ценностью и элегантностью.

Black Saint Laurent




Gold Onyx



Emperador Brown



Emperador Grey



Travertino



Oxide Earth







PROFILO STRUTTURALE
Structural profile

cm 4,5

SPESSORE PANNELLO CM 0,4
Panel thickness cm 0,4

INSERTO
Insert



Max cm 120

Max
cm 281,5





MODULI SCORREVOLI | SLIDING PANELS **BEMINE**
STRUTTURA | *STRUCTURE* CH CHAMPAGNE BRIGHT GOLD ALUMINIUM
PANNELLI | *PANELS* GRÈS MARBLE GOLD ONYX
MANIGLIA CON INSERTO | *HANDLE WITH INSERT* C4 P.3 SUEDE 311
BOISERIE | *BOISERIE* GRÈS MARBLE GOLD ONYX + C4 P.3 SUEDE 311





GRÈS MARBLE



MARBLE



GLASS



LEATHER






MODULI SCORREVOLI | SLIDING PANELS BE MINE
STRUTTURA | STRUCTURE CH CHAMPAGNE BRIGHT GOLD ALUMINIUM
PANNELLI | PANELS GRÈS MARBLE GOLD ONYX + C4 P.3 SUEDE 0111
MANIGLIA INCASSATA | RECESSED HANDLE CH CHAMPAGNE BRIGHT GOLD ALUMINIUM
BOISERIE | BOISERIE GRÈS MARBLE GOLD ONYX + C4 P.3 SUEDE 0111






MODULI SCORREVOLI | SLIDING PANELS **BEMINE**
STRUTTURA | STRUCTURE **CH CHAMPAGNE BRIGHT GOLD ALUMINIUM**
PANNELLI | PANELS **HB P.6 SOFFIO 5005 + C4 P.3 SUEDE 0111**
MANIGLIA CON INSERTO | HANDLE WITH INSERT **XE OXIDE EARTH**
BOISERIE | BOISERIE **HB P.6 SOFFIO 5005**





DIVANO | SOFA **COHEN**
PELLE | LEATHER **P.12 NABUCK SILK 9001**
ELEMENTO CONTENITORE | OPENING ELEMENT **GLOSSY EBONY**
ANELLO BASE | RING BASE **BRIGHT LIGHT GOLD**



SUPPORTO IN LEGNO DA FISSARE AL MURO
Wooden support to be fixed to the wall

CREMAGLIERA PER FISSAGGIO PANNELLO
Track for panel fixing

TERMINALE
End trim

IMBOTTITURA IN GOMMA PIUMA
Padding with foam

CM 3,7



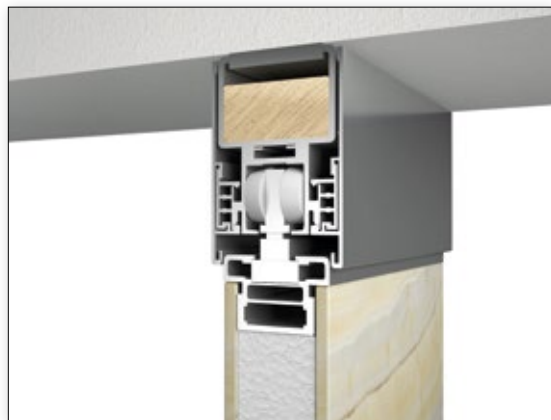
Sistemi di scorrimento

Sliding systems / Системы скольжения

TRAVI DI SCORRIMENTO A SOFFITTO CON MASCHERINA 1 VIA

One way ceiling sliding rails with visible closing cover

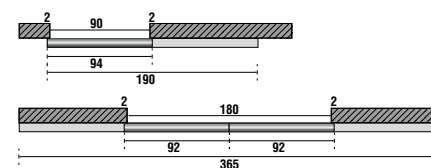
Потолочные рельсы скольжения с накладкой 1-путные



TRAVI DI SCORRIMENTO AD INCASSO A SOFFITTO A 1 VIA

One way ceiling built-in sliding rails

Встраиваемые потолочные рельсы скольжения 1-путные



TRAVI DI SCORRIMENTO A SOFFITTO CON MASCHERINA 2 VIE

Two way ceiling sliding rails with visible closing cover

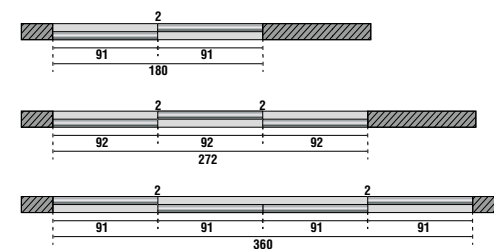

Потолочные рельсы скольжения с накладкой 2-путные



TRAVI DI SCORRIMENTO AD INCASSO A SOFFITTO A 2 VIE

Two way ceiling built-in sliding rails

Встраиваемые потолочные рельсы скольжения 2-путные



TRAVI DI SCORRIMENTO A SOFFITTO CON MASCHERINA 3 VIE

Three way ceiling sliding rails with visible closing cover

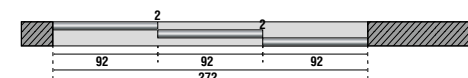

Потолочные рельсы скольжения с накладкой 3-путные



TRAVI DI SCORRIMENTO AD INCASSO A SOFFITTO A 3 VIE

Three way ceiling built-in sliding rails

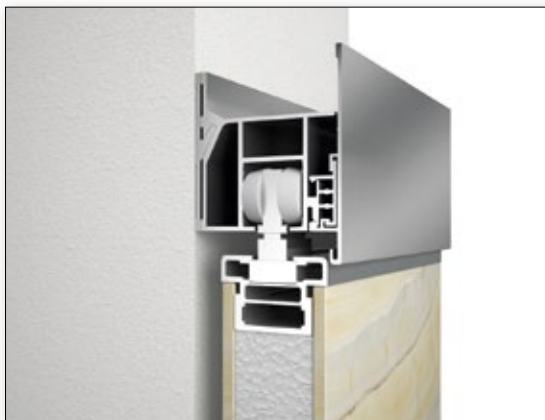
Встраиваемые потолочные рельсы скольжения 3-путные



TRAVI DI SCORRIMENTO A PARETE CON MASCHERINA 1 VIA

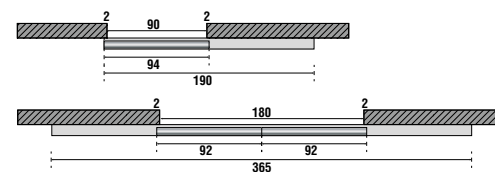
One way wall sliding rails with visible closing cover

Настенные рельсы скольжения с накладкой 1-путные

**TRAVI DI SCORRIMENTO A PARETE AD INCASSO 1 VIA**

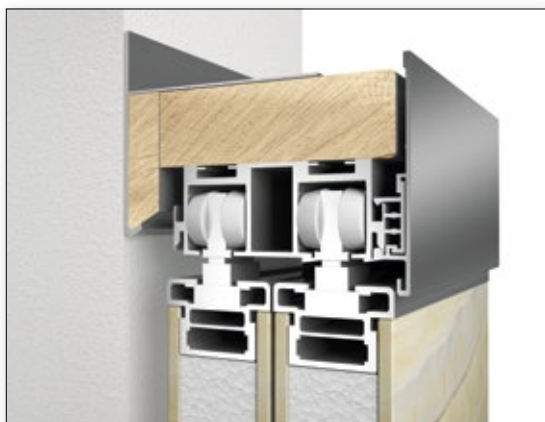
One way wall built-in sliding rails

Встраиваемые настенные рельсы скольжения 1-путные

**TRAVI DI SCORRIMENTO A PARETE CON MASCHERINA 2 VIE**

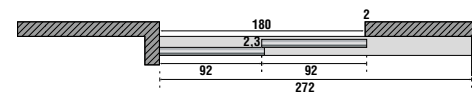
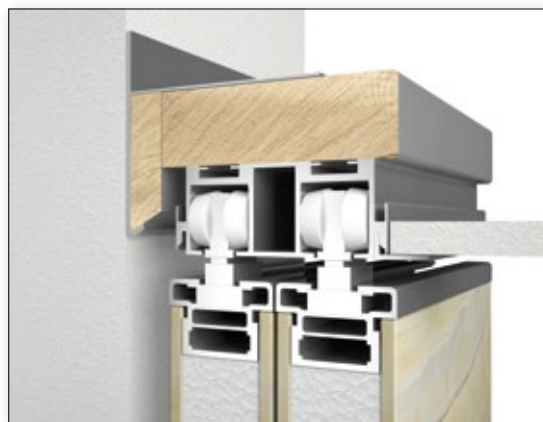
Two way wall sliding rails with visible closing cover

Настенные рельсы скольжения с накладкой 2-путные

**TRAVI DI SCORRIMENTO A PARETE AD INCASSO 2 VIE**

Two way wall built-in sliding rails

Встраиваемые Настенные Рельсы Скольжения 2-Путные





MODULI SCORREVOLI | SLIDING PANELS **BEMINE**
STRUTTURA | STRUCTURE CH CHAMPAGNE BRIGHT GOLD ALUMINIUM
PANNELLI | PANELS LW GLOSSY WALNUT BURL WOOD + C5 P.3 SUEDE 3065
MANIGLIA CON INSERTO | HANDLE WITH INSERT FR FRAPPUCCINO MARBLE
BOISERIE | BOISERIE HERITAGE



Real veneer

Ogni dettaglio rivela la precisione inconfondibile con cui si realizza la porta BeMine: l'esplorazione delle infinite possibilità di accostamento e personalizzazione, il pregio dell'essenze utilizzate, sono il carattere costante di questo programma.

Every detail reveals the unmistakable precision of BeMine doors: the exploration of infinite possibilities for combinations and personalisation, and the fine woods are the constant personality of this series.

Каждый элемент, каждая деталь свидетельствуют от удивительной точности, с которой реализуется дверь BeMine: изучение бесконечных возможностей сочетания и персонализации, ценность используемых древесных пород являются неизменными характеристиками проекта.

每处细节、每个微小环节，皆揭示出制作BeMine门那无可混淆的精确性：探索搭配与个性化定制的无限可能性以及所使用的高贵材质，这些正是此项目所拥有的恒续特质。






LW RADICA DI NOCE LUCIDA
LW Glossy walnut burl wood



L6-L5 EBANO LUCIDO/OPACO
L6-L5 Glossy/matt ebony



L0-L9 SUCUPIRA LUXURY LUCIDO/OPACO
L0-L9 Glossy/matt Luxury Sucupira





MODULI SCORREVOLI | *SLIDING PANELS BEMINE (RIGHT)*
STRUTTURA | *STRUCTURE H BRIGHT ALUMINIUM*
PANNELLI | *PANELS L0 GLOSSY LUXURY SUCUPIRA + N9 P.9 NABUCK TAUPE 8022*
MANIGLIA CON INSERTO | *HANDLE WITH INSERT N9 P.9 NABUCK TAUPE 8022*

MODULI SCORREVOLI | *SLIDING PANELS BEMINE (LEFT)*
STRUTTURA | *STRUCTURE CH CHAMPAGNE BRIGHT GOLD ALUMINIUM*
PANNELLI | *PANELS L6 GLOSSY EBONY + C4 P.3 SUEDE 311*
MANIGLIA INCASSATA | *RECESSED HANDLE CH CHAMPAGNE BRIGHT GOLD ALUMINIUM*





PORTA BATTENTE | SWING DOOR **BEMINE**
STIPITE | JAMB **BEMINE WITH CM P.3 SUEDE 370050**
STRUTTURA | STRUCTURE **CH CHAMPAGNE BRIGHT GOLD ALUMINIUM**
PANNELLI | PANELS **CM P.3 SUEDE 370050**
MANIGLIA CON INSERTO | HANDLE WITH INSERT **SW SILVER WAVE MARBLE**



W/THOUT INSERT



WITTE INSERT





PORTA BATTENTE | SWING DOOR BEMINE
STIPITE | JAMB BEMINE WITH GRÉS MARBLE BLACK SAINT LAURENT
STRUTTURA | STRUCTURE 12 BRIGHT ELECTROCOLOUR DARK BROWN ALUMINIUM
PANNELLI | PANELS GRÉS MARBLE BLACK SAINT LAURENT + CI P.3 SUEDE 640173
MANIGLIA CON INSERTO | HANDLE WITH INSERT CI P.3 SUEDE 640173





PORTA BATTENTE | SWING DOOR BEMINE
STIPITE | JAMB BEMINE WITH DO MATT LACQUERED ROPE TEMPERED GLASS
STRUTTURA | STRUCTURE PL MATT PLATINUM ALUMINIUM
PANNELLI | PANELS DO MATT LACQUERED ROPE TEMPERED GLASS
MANIGLIA CON INSERTO | HANDLE WITH INSERT C6 P.3 SUEDE 0111









PORTA BATTENTE | SWING DOOR **BEMINE**
STIPITE | JAMB **BEMINE**
STRUTTURA | STRUCTURE **BR MATT SATINED BRONZE ALUMINIUM**
PANNELLI | PANELS **GRÈS MARBLE TRAVERTINO + S3 P.6 SOFFIO 5007**
MANIGLIA CON INSERTO | HANDLE WITH INSERT **S3 P.6 SOFFIO 5007**

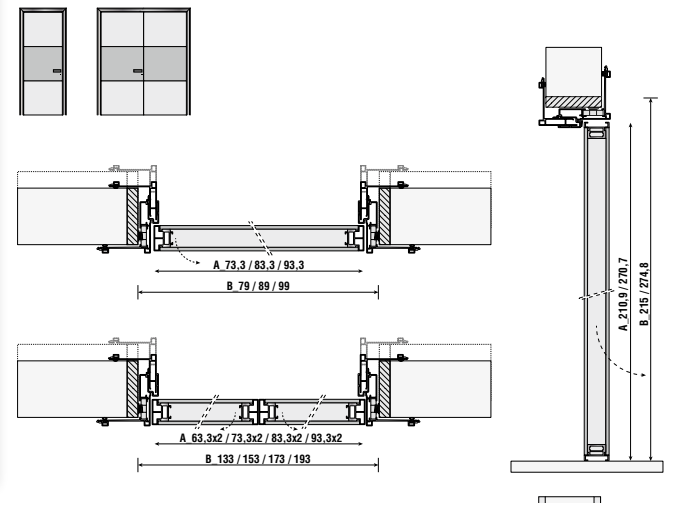
Porta battente

Swing door / Распашная дверь

PORTA BATTENTE CON STIPITE BEMINE

Swing door with BeMine jamb

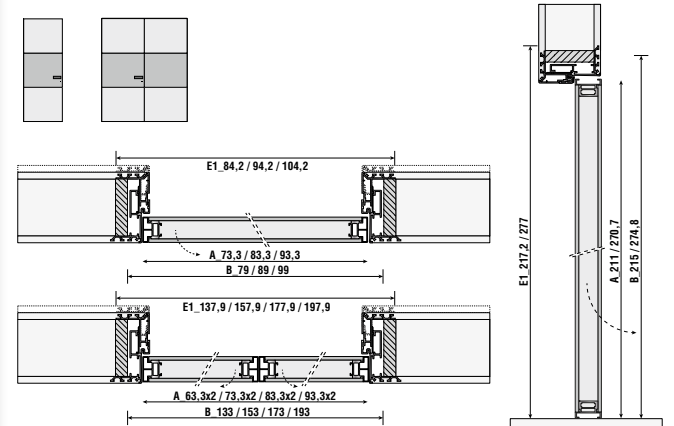
Распашная дверь с дверной коробкой BeMine



PORTA BATTENTE CON STIPITE FILOMURÒ

Swing door with Filomuro jamb

Распашная дверь с дверной коробкой Filomuro



A_Modulo / Panel - B_Luce netta falsotelaio / Subframe measurement - E1_Ingombro per riduzione spessore vano esterno / Dimensions for reducing the thickness of the external subframe

Porta scorrevole a scomparsa

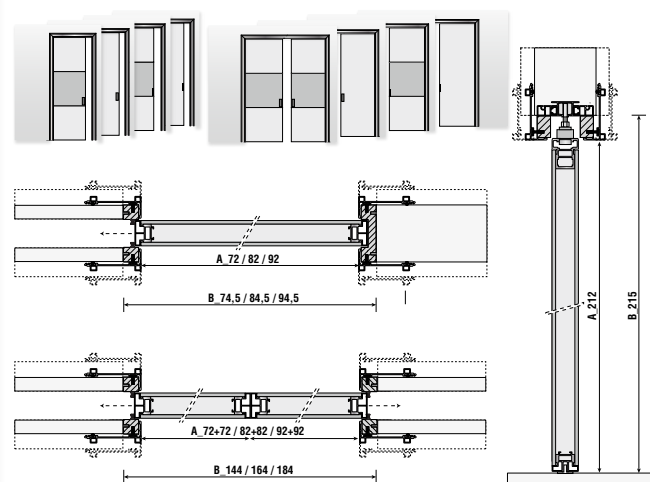
Pocket sliding door / Раздвижная дверь с уходом полотна в стену

BE MINE

PORTA SCORREVOLE A SCOMPARSA CON STIPITE BEMINE

Pocket sliding door with BeMine jamb

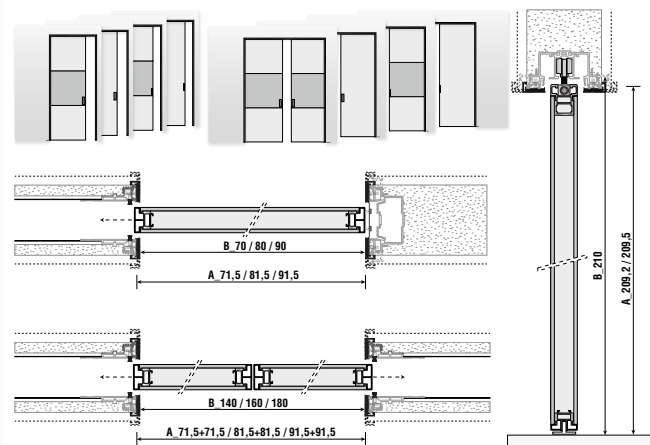
Раздвижная дверь с уходом полотна в стену с дверной коробкой BeMine



PORTA SCORREVOLE A SCOMPARSA CON STIPITE FREE

Pocket sliding door with Free jamb

Раздвижная дверь с уходом полотна в стену с дверной коробкой Free



A_Modulo / Panel - B_Luce netta falsotelaio / Subframe measurement



Multiple Choice

Eleganza e raffinatezza sono i punti di forza della porta BeMine, caratterizzata dalla qualità unica di pellami e camosci utilizzati per esaltare la sua importanza.

Elegance and refined style are strong points of BeMine doors, characterised with unique quality leathers and suedes used to enhance their significance.

Элегантность и утонченность – это преимущества двери BeMine, отличающейся уникальным качеством кожи и замши, которые используются для того, чтобы подчеркнуть ее значение.

优雅与精致是BeMine门的主打强项，其特色在于所使用的皮革与麂皮皆拥有独特质量，完美凸显其重要价值。



PELLE P.9 NABUCK
Leather P.9 Nabuck



PELLE P.6 SOFFIO
Leather P.6 Soffio



PELLE P.6 SUPREME
Leather P.6 Supreme



PELLE P.3 SUEDE
Leather P.3 Suede

SCORREVOLE A SCOMPARSA | *POCKET SLIDING DOOR* **BE MINE**
STIPITE | *JAMB* **BE MINE HC P.6 SOFFIO TAUPE 5007**
STRUTTURA | *STRUCTURE* **PL MATT PLATINUM ALUMINIUM**
PANNELLI | *PANELS* **N9 P.9 NABUCK TAUPE 8022 + HC P.6 SOFFIO TAUPE 5007**
MANIGLIA CON INSERTO | *HANDLE WITH INSERT* **FR APPUCCINO MARBLE**






SCORREVOLE A SCOMPARSA | *POCKET SLIDING DOOR* **BEIMINE**
STIPITE | *JAMB* **FREE**
STRUTTURA | *STRUCTURE* **CH CHAMPAGNE BRIGHT GOLD ALUMINIUM**
PANNELLI | *PANELS* **GRÈS MARBLE OXIDE EARTH**
MANIGLIA INCASSATA | *RECESSED HANDLE* **CH CHAMPAGNE BRIGHT GOLD ALUMINIUM**

Finiture BeMine

BeMine sample finishes / Отделка BeMine

Struttura e stipite in alluminio / Aluminium structure and jamb



PL PLATINO OPACO
PL Matt platinum

BR BRONZO SATINATO OPACO
BR Matt Satined Bronze

CH ORO CHAMPAGNE BRILLANTE
CH Champagne bright gold

OC ORO BRILLANTE
OC Bright gold

I2 ELETTROCOLORE MORO BRILLANTE
I2 Bright electrocolour dark brown

I1 ALLUMINIO BRILLANTE
I1 Bright aluminium

GB BIANCO LUCIDO
GB Glossy white

AN ELETTROCOLORE NERO OPACO
AN Matt electrocolour black

AM ELETTROCOLORE MORO OPACO
AM Matt electrocolour dark brown

Grès Marble / Grès Marble



GZ AGATA AZZURRA
GZ Agate Azzurra

OZ GOLD ONYX
OZ Gold Onyx

BU BLACK SAINT LAURENT
BU Black Saint Laurent


EG EMPERADOR GREY
EG Emperador Grey

EM EMPERADOR BROWN
EM Emperador Brown

XE OXIDE EARTH
XE Oxide Earth

TV TRAVERTINO
TV Travertino

Pannelli in essenza legno / Panels with wooden veneer



LW RADICA LUCIDA
LW Glossy walnut burl wood


LO SUCUPIRA LUXURY LUCIDO
LO Glossy Luxury Sucupira

L6 EBANO LUCIDO
L6 Glossy ebony

L9 SUCUPIRA LUXURY OPACO
L9 Matt Luxury Sucupira

L5 EBANO OPACO
L5 Matt ebony

Pannelli in specchio / Panels with mirror




SP SPECCHIO NATURALE
SP Mirror

SB SPECCHIO BRONZO
SB Bronze mirror

FU SPECCHIO FUMÉ
FU Smoky mirror

Pannelli e inserti maniglia in vetro temperato verniciato lucido / Panels and handle insert with glossy lacquered tempered glass



BL BIANCO
BL White

CP CANAPA
CP Canapa

OY CORDA
OY Rope

TT TORTORA
TT Turtle dove

FF CAFFÈ
FF Coffee

MK MOKA
MK Moka

PR PRUGNA
PR Prune

GC GRIGIO CEMENTO
GC Cement grey

GP GRIGIO PIOMBO
GP Lead grey

GN GRANITO
GN Granite

GA GRIGIO ARDESIA
GA Slate grey

NI BLU NOTTE
GA Night blue

NL NERO
NL Black

Pannello e fascia in vetro temperato verniciato opaco / Panels and stripe with matt lacquered tempered glass



BO BIANCO
BO White

NO CANAPA
NO Canapa

DO CORDA
DO Rope

TO TORTORA
TO Turtle dove

FO CAFFÈ
FO Coffee

MO MOKA
MO Moka

EO PRUGNA
EO Prune

GO GRIGIO CEMENTO
GO Cement grey

IO GRIGIO PIOMBO
IO Lead grey

OO GRANITO
OO Granite

AO GRIGIO ARDESIA
AO Slate grey


UO BLU NOTTE
UO Night blue

RO NERO
RO Black

...a richiesta dal campionario pelli Loveluxe


...on request from Loveluxe leather sample box

Pannelli e inserti maniglia in pelle cat. "Nabuck" / Panels and handle insert with leather cat. "Nabuck"



N1 P.9 NABUCK CIPRIA 8011 N1 P.9 Nabuck powder 8011	N2 P.9 NABUCK SABBIA 8012 N2 P.9 Nabuck sand 8012	N3 P.9 NABUCK FANGO 8013 N3 P.9 Nabuck mud 8013	N4 P.9 NABUCK CASTANO 8014 N4 P.9 Nabuck chestnut brown 8014	N5 P.9 NABUCK MARRONE 8015 N5 P.9 Nabuck brown 8015	N6 P.9 NABUCK TORTORA 8010 N6 P.9 Nabuck turtle dove 8010	N7 P.9 NABUCK GHIACCIO 8021 N7 P.9 Nabuck ice 8021	N8 P.9 NABUCK BLU 8016 N8 P.9 Nabuck blue 8016	N9 P.9 NABUCK TAUPE 8022 N9 P.9 Nabuck taupe 8022	N0 P.9 NABUCK MUSCHIO 8026 N0 P.9 Nabuck musk 8026
---	---	---	---	---	---	--	--	---	--

Pannelli e inserti maniglia in pelle lucida cat. "Supreme" / Panels and handle insert with glossy leather cat. "Supreme"




S1 P.6 SUPREME LATTE 1015 S1 P.6 Supreme milk 1015	S2 P.6 SUPREME SABBIA 1013 S2 P.6 Supreme sand 1013	S3 P.6 SUPREME SUGHERO 1010 S3 P.6 Supreme Cork 1010	S4 P.6 SUPREME MOGANO 1001 S4 P.6 Supreme mahogany 1001	S5 P.6 SUPREME CASTAGNO 1002 S5 P.6 Supreme chestnut 1002	S6 P.6 SUPREME MORO 1004 S6 P.6 Supreme dark brown 1004
--	---	--	---	---	---

Pannelli e inserti maniglia in pelle cat. "Soffio" / Panels and handle insert with leather cat. "Soffio"



HA P.6 SOFFIO CANAPA 5004 HA P.6 Soffio canapa 5004	HB P.6 SOFFIO CORDA 5005 HB P.6 Soffio rope 5005	HC P.6 SOFFIO TAUPE 5007 HC P.6 Soffio taupe 5007	HD P.6 SOFFIO MORO 5003 HD P.6 Soffio dark brown 5003	HE P.6 SOFFIO MOGANO 5013 HE P.6 P.6 Soffio mahogany 5013	HF P.6 SOFFIO GRIGIO SCURO 5014 HF P.6 Soffio dark grey 5014
---	--	---	---	---	---

Pannelli e inserti maniglia camoscio cat. "Suede" / Panels and handle insert with suede cat. "Suede"



C3 P.3 SUEDE CIPRIA 120 C3 P.3 Suede powder 120	C6 P.3 SUEDE SABBIA 0111 C6 P.3 Suede sand 0111	C4 P.3 SUEDE TORTORA 311 C4 P.3 Suede turtle dove 311	C5 P.3 SUEDE TESTA DI MORO 3085 C5 P.3 Suede dark brown 3085	C8 P.3 SUEDE GRIGIO GHIACCIO 08085 C8 P.3 Suede ice grey 08085	C7 P.3 SUEDE GRIGIO 1011 C7 P.3 Suede grey 1011	RG P.3 SUEDE ROYAL GREY 08051 RG P.3 Suede Royal Grey 08051	CB P.3 SUEDE TAUPE 510108 CB P.3 Suede taupe 510108	C1 P.3 SUEDE MUSCHIO 640173 C1 P.3 Suede musk 640173	CM P.3 SUEDE BORGOGNA 370050 CM P.3 Suede borgogna 370050	C9 P.3 SUEDE BLU 714 C9 P.3 Suede blue 714	C1 P.3 SUEDE NERO 811 C1 P.3 Suede black 811	C2 P.3 SUEDE AZZURRO 719 C2 P.3 Suede light blue 719
---	---	---	---	---	---	--	---	--	--	--	--	--


Maniglia BeMine

BeMine handle / Ручка BeMine




Serratura magnetica. Chiusura semplice, con nottolino o con chiave / Magnetic lock. Simple closure, with latch or key.

Finitura struttura maniglia / Handle structure finish



PL PLATINO OPACO
PL Matt platinum



BR BRONZO SATINATO OPACO
BR Matt Satined Bronze



CH ORO CHAMPAGNE BRILLANTE
CH Champagne bright gold



OC ORO BRILLANTE
OC Bright gold



I2 ELETTROCOLORE MORO BRILLANTE
I2 Bright electrocolour dark brown




AN ELETTROCOLORE NERO OPACO
AN Matt electrocolour black



AT CROMATA NATURALE
AT Natural chrome



GB BIANCO LUCIDO
GB Glossy white



AM ELETTROCOLORE MORO OPACO
AM Matt electrocolour dark brown

Inserti speciali maniglia


Special handle inserts / Специальные вставки ручки

BE LINE

Gli inserti possono essere nella medesima finitura dell'anta o nelle sottoelencate finiture speciali...

Inserts can be in the same finish of the panel or as per the special finishes listed below

Inserto marmo / Marble insert



EK EMPERADOR
DARK
EK Emperador Dark

CG CALACATTA
GOLD
CG Calacatta Gold

PN PALISSANDRO
ONICIATO
PN Shale rosewood
marble

PB AGATHA
BLACK
PB Agatha Black

SW SILVER WAVE
SW Silver Wave

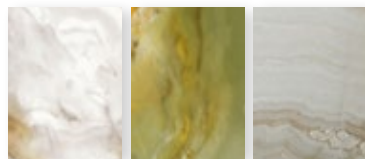
ED ELEGANT
BROWN
ED Elegant Brown

FR FRAPPUCCINO
FR Frappuccino

BA BARDIGLIO
NUVOLATO
BA Bardiglio
Nuvolato

RV ROSSO
LEVANTO
RV Rosso Levanto

Inserto onice / Onyx insert




OB ONICE BIANCO
OB White onyx

OV ONICE VERDE
OV Green onyx

OI ONICE AVORIO
OI Ivory onyx

Grès Marble / Grès Marble



OZ GOLD ONYX
OZ Gold Onyx

BU BLACK SAINT
LAURENT
BU Black Saint
Laurent


EG EMPERADOR
GREY
EG Emperador
Grey

EM EMPERADOR
BROWN
EM Emperador
Brown

XE OXIDE EARTH
XE Oxide Earth

TV TRAVERTINO
TV Travertino

Inserto in fusione / Fusion insert



OA FUSIONE
OTTONE
OA Brass fusion

FC FUSIONE
ALLUMINIO
CROMATO
FC Chromed
aluminium fusion



Design by Alessandro LA SPADA_serie 341

LAND

Be unique

Land è un sistema costituito da moduli scorrevoli, porte battenti e boiserie abbinati a elementi di servizio che creano la possibilità di articolarsi nello spazio unendo distinto gusto e efficace funzionalità. Una vera e propria architettura domestica fatta da una progettazione su misura grazie a una ricerca minuziosa e capillare. Infinite possibilità compositive, tecnologie innovative tra accessori e luci, originali rivestimenti come per esempio la carta da sughero impreziosita da piccole schegge d'oro.

Land is a system of sliding modules, hinged doors and boiserie panels matched with accessories that create the possibility of development in space by combining distinct taste and effective functionality. This is an authentic domestic architecture made up of made-to-measure design based on careful and thorough research. Infinite composition options, innovative technologies that include accessories and lighting, original coverings – such as paper made from cork embellished with tiny golden flakes.

Land - это система, состоящая из раздвижных модулей, распашных дверей и панелей буазери, которые сочетаются со вспомогательными элементами и создают возможность развития в пространстве, объединяя изысканный вкус и эффективную функциональность. Это настоящая домашняя архитектура, представляющая собой проект «на заказ» благодаря тщательным и детальным исследованиям. Бесконечные композиционные возможности, инновационные технологии для аксессуаров и светильников, оригинальные покрытия, такие как бумага из коры пробкового дуба, украшенная мелкой золотой крошкой.

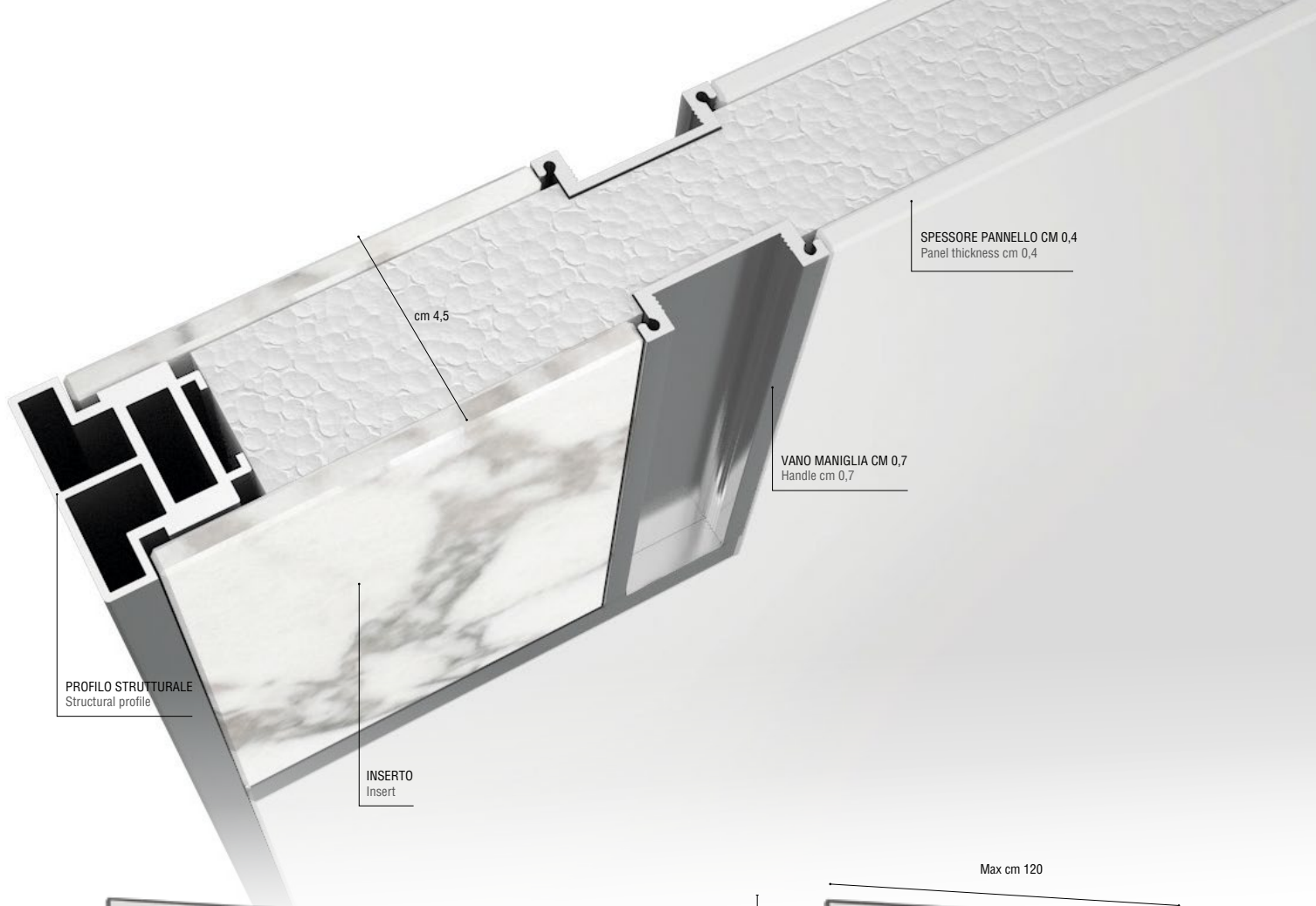
Land系统由推拉滑动模块、平开门与护壁板搭配服务性元素所组成，通过结合独特品味与有效的功能性，创造规划空间的各种可能。是一种真正以量身定制项目特制的居家建筑结构，是经过细致与深入研究所得的成果。无限的组合可能性，配件与照明间的创新科技，原创的面饰，例如，添加小金片的软木纸。





MODULI SCORREVOLI | *SLIDING PANELS* **LAND**
STRUTTURA | *STRUCTURE* **OC BRIGHT GOLD ALUMINIUM**
PANNELLI | *PANELS* **SS STOP SOL BRONZE - U1 BROWN ON GOLD BASE**
INSERTI MANIGLIA | *HANDLE INSERT* **MG BARDIGLIO NUVOLATO MARBLE**







MODULI SCORREVOLI | *SLIDING PANELS* LAND
STRUTTURA | *STRUCTURE* OC BRIGHT GOLD ALUMINIUM
PANNELLI | *PANELS* U1 BROWN ON GOLD BASE
INSERTI MANIGLIA | *HANDLE INSERT* OA BRASS FUSION
BOISERIE LAND | *LAND BOISERIE* U1 BROWN ON GOLD BASE

MADE IN ITALY
IS NOT JUST A
DETAIL





LAND

MODULI SCORREVOLI | *SLIDING PANELS* LAND
STRUTTURA | *STRUCTURE* PL MATT PLATINUM ALUMINIUM
PANNELLI | *PANELS* SS STOP SOL BRONZE + C4 P.3 CAT. "SUEDE 311"
INSERTI MANIGLIA | *HANDLE INSERT* CG CALACATTA GOLD MARBLE

Sistemi di scorrimento

Sliding systems / Системы скольжения

TRAVI DI SCORRIMENTO A SOFFITTO CON MASCHERINA 1 VIA

One way ceiling sliding rails with visible closing cover

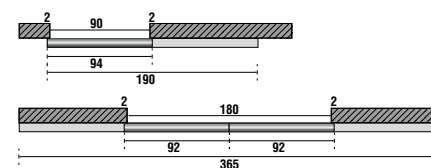
Потолочные рельсы скольжения с накладкой 1-путные



TRAVI DI SCORRIMENTO AD INCASSO A SOFFITTO A 1 VIA

One way ceiling built-in sliding rails

Встраиваемые потолочные рельсы скольжения 1-путные



TRAVI DI SCORRIMENTO A SOFFITTO CON MASCHERINA 2 VIE

Two way ceiling sliding rails with visible closing cover

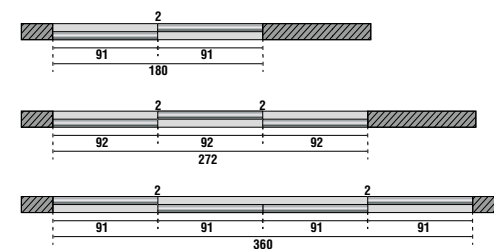

Потолочные рельсы скольжения с накладкой 2-путные



TRAVI DI SCORRIMENTO AD INCASSO A SOFFITTO A 2 VIE

Two way ceiling built-in sliding rails

Встраиваемые потолочные рельсы скольжения 2-путные



TRAVI DI SCORRIMENTO A SOFFITTO CON MASCHERINA 3 VIE

Three way ceiling sliding rails with visible closing cover

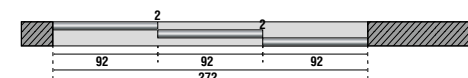
Потолочные рельсы скольжения с накладкой 3-путные



TRAVI DI SCORRIMENTO AD INCASSO A SOFFITTO A 3 VIE

Three way ceiling built-in sliding rails

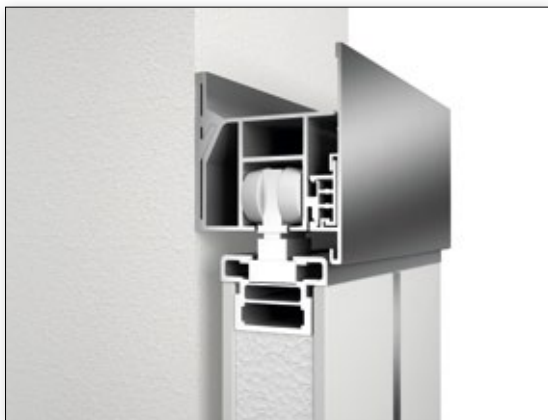
Встраиваемые потолочные рельсы скольжения 3-путные



TRAVI DI SCORRIMENTO A PARETE CON MASCHERINA 1 VIA

One way wall sliding rails with visible closing cover

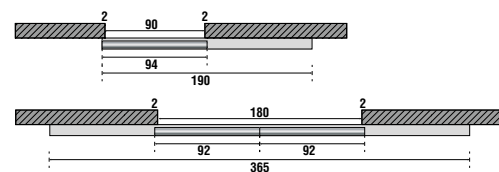
Настенные рельсы скольжения с накладкой 1-путные



TRAVI DI SCORRIMENTO A PARETE AD INCASSO 1 VIA

One way wall built-in sliding rails


Встраиваемые настенные рельсы скольжения 1-путные



TRAVI DI SCORRIMENTO A PARETE CON MASCHERINA 2 VIE

Two way wall sliding rails with visible closing cover

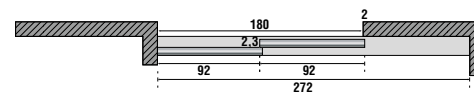
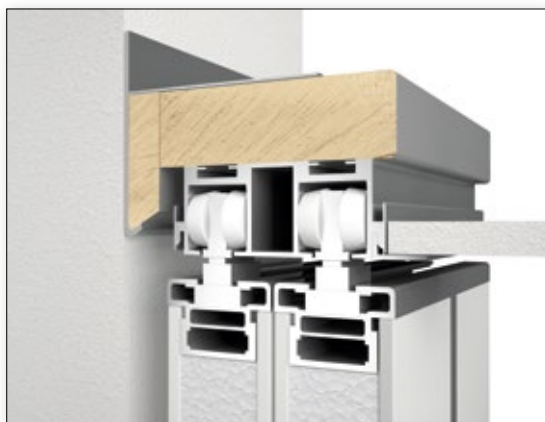
Настенные рельсы скольжения с накладкой 2-путные



TRAVI DI SCORRIMENTO A PARETE AD INCASSO 2 VIE

Two way wall built-in sliding rails

Встраиваемые Настенные Рельсы Скольжения 2-Путные





BOISERIE | *BOISERIE LAND*
 PROFILI | *END TRIM CH CHAMPAGNE BRIGHT GOLD*
 PANNELLI | *PANELS C4 P.3 CAT. "SUEDE 311"*

MODULI SOORREVOLLI | *SLIDING PANELS LAND*
 STRUTTURA | *STRUCTURE CH CHAMPAGNE BRIGHT GOLD*
 PANNELLI | *PANELS SB BRONZE MIRROR + C4 P.1 CAT. "SUEDE 311"*
 INSERTI MANIGLIA | *HANDLE INSERT CG CALACATTA GOLD MARBLE*





MODULI SCORREVOLI | *SLIDING PANELS* LAND
STRUTTURA | *STRUCTURE* H BRIGHT ALUMINIUM
PANNELLI | *PANELS* BL GLOSSY LACQUERED TEMPERED WHITE GLASS
INSERTI MANIGLIA | *HANDLE INSERT* C4 P.3 CAT. "SUEDE" 311







Platinum finish

La nuova colorazione per alluminio, Platino opaco, valorizza enormemente l'estetica e amplia la gamma esistente di finiture opache e lucide presenti nel catalogo Aluminium Chic. Questa nuova finitura conferisce all'alluminio un aspetto opaco sotto qualsiasi angolazione ma, la sua neutralità cromatica, se abbinata a materiali per facciata diversi, come vetro, pelle, legno, permette di creare effetti delicati e accattivanti.

The new colour for aluminium, Matt Platinum, enhances aesthetics immensely and expands the existing range of matt and glossy finishes in the Aluminium Chic catalogue. This new finish gives aluminium a matt look from any point of observation, and its chromatic neutrality – if matched with different surfaces such as glass, leather or wood – makes it possible to create delicate, captivating effects.

Новая окраска для алюминия – матовая платина – удивительным образом подчеркивает эстетику и расширяет существующую гамму матовых и глянцевых вариантов отделки, представленных в каталоге Aluminium Chic. Эта новая отделка придает алюминию матовый вид под любым углом, а ее цветовая нейтральность в сочетании с другими материалами для фасада, такими как стекло, кожа или дерево, позволяет создавать мягкие и завораживающие эффекты.

铝材新颜色，哑光白金，大大的提升了美观并扩展了Aluminium Chic型录中已推出的哑光、亮光面饰的选择性。此款新面饰赋予了铝材一种从各种角度皆展现哑光的样貌，但它中性的色调，若与不同材质搭配，如玻璃、皮料、木材，可创造出细腻且迷人的效果。



MODULI SCORREVOLI A SCOMPARSA | *POCKET SLIDING PANELS LAND*
STIPITE | *JAMB TRIPLE WITH LED*
STRUTTURA | *STRUCTURE PL MATT PLATINUM ALUMINIUM*
PANNELLI | *PANELS CP GLOSSY LACQUERED TEMPERED CANAPA GLASS*
INSERTI MANIGLIA | *HANDLE INSERT M8 P.9 CAT. "NABUCK" 8016*



Triple jamb

Con la porta Land nasce anche un nuovo stipite: "Triple" che risulta essere lineare quanto elegante, riuscendo così ad adattarsi perfettamente a spazi minimal e moderni. Tre gradini netti che sporgono dal vano disegnando geometricamente la porta.

The Land door ushers in a new type of jamb: "Triple" is both linear and elegant, and can perfectly adapt to minimal, modern spaces. Three clearly fashioned "steps" over the door space give the door a geometric frame.

Вместе с дверью Land рождается и новая дверная коробка – «Triple». Она отличается линейностью и элегантностью и является прекрасным решением для минималистичных и современных помещений. Три чистые ступеньки выступают из проема, геометрически очерчивая дверь.

偕同Land门，诞生了一款新门框：「Triple」，简洁线型却极度优雅，如此得以完美适应极简风格或当代时尚的空间。三阶的层次从空间中突出，用几何绘制出门的轮廓。



PORTA BATTENTE | *SWING DOOR LAND*
STIPITE | *JAMB FILOMURO*
STRUTTURA | *STRUCTURE 11 BRIGHT ALUMINIUM*
PANNELLI | *PANELS BL GLOSSY LACQUERED TEMPERED WHITE GLASS*
INSERTI MANIGLIA | *HANDLE INSERT BL GLOSSY LACQUERED TEMPERED WHITE GLASS*

LINEARITY
BALANCE OF
PROPORTIONS



PORTA BATTENTE | SWING DOOR LAND
STIPITE | JAMB TRIPLE WITH LED
STRUTTURA | STRUCTURE CH CHAMPAGNE BRIGHT GOLD
PANNELLI | PANELS SS STOP SOL BRONZE
INSERTI MANIGLIA | HANDLE INSERT SW SILVER WAVE MARBLE



Strong detail

Tutto in due parole: ricerca e originalità. Con la porta Land, Naurelle punta su materiali sorprendenti e texture di grande charme ma anche sulla tecnologia. Come optional solo sullo stipite "Triple" è stata studiata la possibilità di inserire un micro LED a luce bianca naturale da 0,5W-24V con accensione tramite sensore ad infrarossi di movimento. Il fascio di luce di 30°, proiettato sull'anta, illumina delicatamente la maniglia e si spegne automaticamente dopo circa 2 minuti.

Just two words: research and originality. Naurelle Land doors are made with surprising materials and charming textures, but technology is also an important factor. As an optional, the "Triple" jamb includes the possibility of placing a micro LED with natural white light (0,5W-24V) that turns on with an infrared movement sensor. The 30° beam of light shines on the door to provide delicate light on the handle that automatically switches off after about 2 minutes.

Всего два слова: исследования и оригинальность. В двери Land Naurelle делает ставку на удивительные материалы и текстуры, отличающиеся огромным шармом, а также на технологию. В качестве опции только для дверной коробки «Triple» была предусмотрена возможность установки микро-светодиода с натуральным белым светом 0,5 Вт-24 В, включающегося посредством инфракрасного датчика движения. Свет падает на дверь под углом 30°, мягко освещая ручку, и автоматически выключается примерно через 2 минуты.

一切只需两个词表达：研发与原创性。关于Land门，Naurelle将焦点着重在令人惊奇的材料和极具魅力的纹理，当然技术也不被排除在外。仅「Triple」门框版本，另有可嵌入微型LED灯的选项。LED灯为白色自然光，0,5W-24V，配备红外装置侦测移动点灯传感器。30°光束，投射于门板，细腻的照亮手把，约2分钟后自动熄灯。

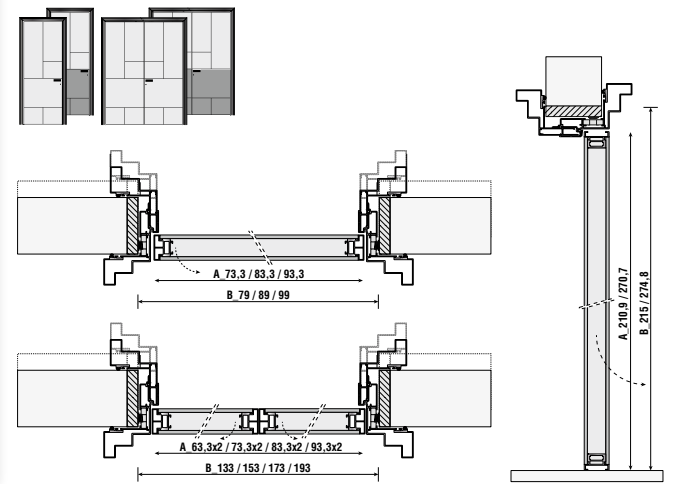
Porta battente

Swing door / Распашная дверь

PORTA BATTENTE CON STIPITE TRIPLE

Swing door with Triple jamb

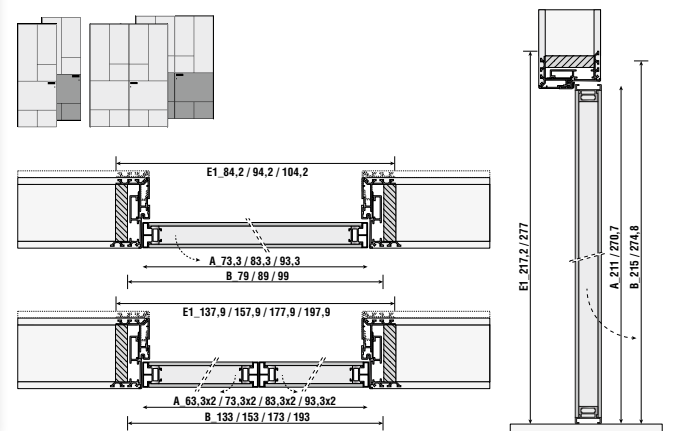
Распашная дверь с дверной коробкой Triple



PORTA BATTENTE CON STIPITE FILOMURO

Swing door with Filomuro jamb

Распашная дверь с дверной коробкой Filomuro



A_Modulo / Panel - B_Luce netta falsotelaio / Subframe measurement - E1_Ingombro per riduzione spessore vano esterno / Dimensions for reducing the thickness of the external subframe

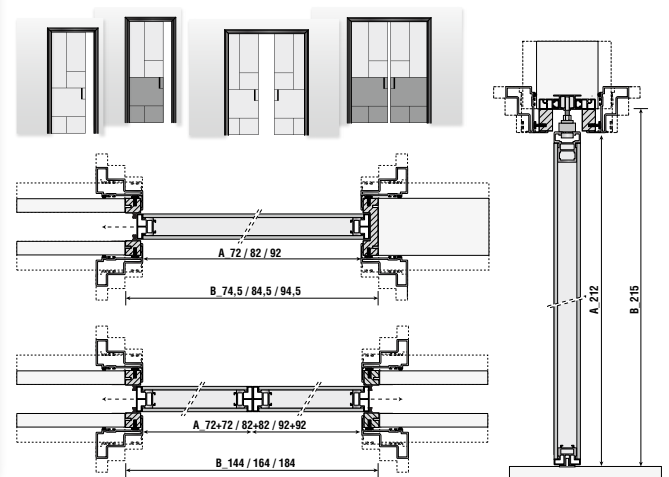
Porta scorrevole a scomparsa

Pocket sliding door / Раздвижная дверь с уходом полотна в стену

PORTA SCORREVOLE A SCOMPARSA CON STIPITE TRIPLE

Pocket sliding door with Triple jamb

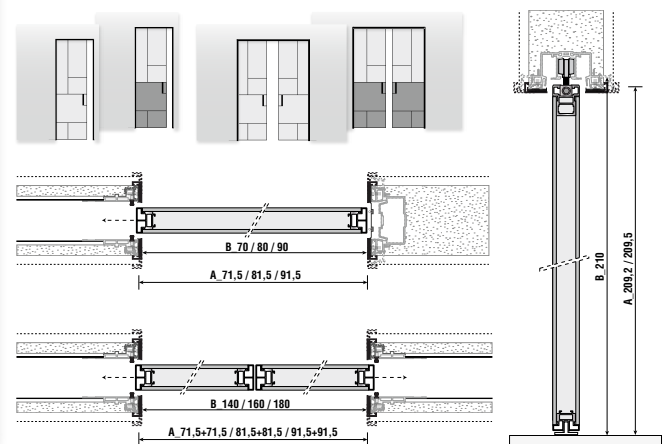
Раздвижная дверь с уходом полотна в стену с дверной коробкой Triple



PORTA SCORREVOLE A SCOMPARSA CON STIPITE FREE

Pocket sliding door with Free jamb

Раздвижная дверь с уходом полотна в стену с дверной коробкой Free



A_Modulo / Panel - B_Luce netta falsotelaio / Subframe measurement



Natural weave

Il lusso si unisce a materiali naturali. Il sughero viene animato da fondi e riflessi metallizzati, dagli effetti cangianti, sofisticati ed imprevedibili e si dispiega con maestria sulle pareti: una finitura scintillante tessuta manualmente.


Luxury combines with natural materials. Cork is made interesting with metal bases and reflections, with sophisticated and unexpected iridescent effects, that unfold masterfully on the walls: a glittering finish resulting from a handcrafted process.

Роскошь объединяется с натуральными материалами. Пробка оживляется металлизированными фонами и отблесками, переливчатыми, утонченными и непредсказуемыми эффектами и искусно располагается на стенах: сверкающая отделка, сотканная вручную.


奢侈与天然材料结合。软木，由底色与金属反光，由虹彩、讲究与无可预期的效果展现亮眼特色，以优雅的气度在墙面中延展：一种以手工编织，闪闪发光的面饰。



U1 MARRONE BASE ORO
U1 Brown on gold base




U3 BRONZO BASE ARGENTO
U3 Bronze on silver base



U2 MARRONE BASE ARGENTO
U2 Brown on silver base

PORTA BATTENTE | *SWING DOOR* LAND
STIPITE | *JAMB* TRIPLE
STRUTTURA | *STRUCTURE* BR MATT SATINED BRONZE
PANNELLI | *PANELS* U3 BRONZE ON SILVER BASE
INSERTI MANIGLIA | *HANDLE INSERT* OA BRASS FUSION









PORTA BATTENTE | SWING DOOR LAND
STIPITE | JAMB FILOMURO
STRUTTURA | STRUCTURE 11 BRIGHT ALUMINIUM
PANNELLI | PANELS 02 P.9 CAT. "COCCO SUEDE" 2311
INSERTI MANIGLIA | HANDLE INSERT MG BARDIGLIO NUVOLATO MARBLE



PORTA BATTENTE | SWING DOOR LAND
STIPITE / JAMB TRIPLE WITH LED
STRUTTURA / STRUCTURE PL MATT PLATINUM ALUMINIUM
PANNELLI / PANELS C4 P.3 CAT. "SUEDE 311"
INSERTI MANIGLIA / HANDLE INSERT C4 P.3 CAT. "SUEDE 311"




Stylish veneer

L'attenzione al dettaglio si coniuga con l'uso di materiali esclusivi. Essenze lignee come il Sucupira Luxury, Noce Canaletto e l'Ebano ampliano la gamma di finiture del sistema Land: è la conoscenza dei materiali che richiede la giusta tecnica nel trattamento di un legno che sa seguire con naturalezza le sue venature.

Attention to detail combines with the use exclusive materials. Woods like Luxury Sucupira, Canaletto walnut and Ebony expand the range of finishes available for the Land series. In-depth knowledge of materials is needed to use the right woodworking technique to follow its grain in a natural way.

Внимание к деталям сочетается с использованием эксклюзивных материалов. Древесные породы, такие как Сукупира роскошь, орех Каналетто и эбеновое дерево, дополняют гамму отделок системы Land. Глубокое знание материалов позволяет использовать правильные методы обработки дерева, естественным образом повторяющие его текстуру.

关注所有细节与使用独特材料相结合。精华木材，如Luxury黑金檀，黑核桃木与乌木，扩展了Land系统的面饰系列：是清楚了解木材并自然地循着木材纹路，以正确技术进行处理的结果。



L0-L9 SUCUPIRA LUXURY
LUCIDO/OPACO
L0-L9 Glossy/matt Luxury
Sucupira



L6-L5 EBANO LUCIDO/OPACO
L6-L5 Glossy/matt ebony



L3-L2 NOCE CANALETTO
LUCIDO/OPACO
L3-L2 Glossy/matt Canaletto
Walnut






BOISERIE CON CONTENITORI | BOISERIE AND WALL UNIT LAND
PROFIL | END TRIM BR MATT SATINED BRONZE
PANNELLI | PANELS L5 GLOSSY EBONY + RG P.3 CAT. "SUEDE" 08051

Finiture Land


Land sample finishes / Отделка Land

Struttura e stipite in alluminio / Aluminium structure and jamb




PL PLATINO OPACO
 PL Matt platinum
BR BRONZO SATINATO OPACO
 BR Matt Satined Bronze
CH ORO CHAMPAGNE BRILLANTE
 CH Champagne bright gold
OC ORO BRILLANTE
 OC Bright gold
I2 ELETTROCOLORE MORO BRILLANTE
 I2 Bright electrocolour dark brown
I1 ALLUMINIO BRILLANTE
 I1 Bright aluminium
GB BIANCO LUCIDO
 GB Glossy white
AN ELETTROCOLORE NERO OPACO
 AN Matt electrocolour black
AM ELETTROCOLORE MORO OPACO
 AM Matt electrocolour dark brown

Pannelli in sughero / Panels with cork




U1 MARRONE BASE ORO
 U1 Brown on gold base
U2 MARRONE BASE ARGENTO
 U2 Brown on silver base
U3 BRONZO BASE ARGENTO
 U3 Bronze on silver base

Pannelli in specchio / Panels with mirror



SP SPECCHIO NATURALE
 SP Mirror
SB SPECCHIO BRONZO
 SB Bronze mirror
FU SPECCHIO FUMÉ
 FU Smoky mirror
AA SPECCHIO ACIDATO BRONZO
 AA Frosted bronze mirror
AF SPECCHIO ACIDATO FUMÉ
 AF Frosted smoky mirror

Pannelli in vetro riflettente / Panels with reflective glass




SS STOP SOL BRONZO
 SS Stop Sol bronze
SG STOP SOL GREY
 SG Stop Sol grey

Pannelli in vetro trasparente / Panels with transparent glass




FD DARK FUMÉ TEMPERATO
 FD Tempered Dark smoky

Pannelli in essenza legno / Panels with wooden veneer



L0 SUCUPIRA LUXURY LUCIDO
 L0 Glossy Luxury Sucupira
L6 EBANO LUCIDO
 L6 Glossy ebony
L3 NOCE CANALETTO LUCIDO
 L3 Glossy Canaletto Walnut
L9 SUCUPIRA LUXURY OPACO
 L9 Matt Luxury Sucupira
L5 EBANO OPACO
 L5 Matt ebony
L2 NOCE CANALETTO OPACO
 L2 Matt Canaletto Walnut

Pannelli e inserti maniglia in vetro temperato verniciato lucido / Panels and handle insert with glossy lacquered tempered glass




BL BIANCO
 BL White
CP CANAPA
 CP Canapa
OY CORDA
 OY Rope
TT TORTORA
 TT Turtle dove
FF CAFFÈ
 FF Coffee
MK MOKA
 MK Moka
PR PRUGNA
 PR Prune
GC GRIGIO CEMENTO
 GC Cement grey
GP GRIGIO PIOMBO
 GP Lead grey
GN GRANITO
 GN Granite
GA GRIGIO ARDESIA
 GA Slate grey
NI BLU NOTTE
 GA Night blue
NL NERO
 NL Black

...a richiesta dal campionario pelli Loveluxe


...on request from Loveluxe leather sample box

Pannelli e inserti maniglia in camoscio cat. "Suede Cocco", pelle cat. "Cocco Deluxe" e "Cocco Special" / Panels and handle insert with suede cat. "Suede Cocco", leather cat. "Cocco Deluxe" and "Cocco Special"




O1 P.9 SUEDE COCCO CIPRIA 2120 O1 P.9 Suede Cocco powder 2120	O2 P.9 SUEDE COCCO TORTORA 2311 O2 P.9 Suede Cocco turtle dove 2311	O3 P.9 SUEDE COCCO TESTA DI MORO 23085 O3 P.9 Suede Cocco dark brown 23085	T1 P.9 SUEDE TRECCIA CIPRIA 1120 T1 P.9 Suede Treccia powder 1120	T2 P.9 SUEDE TRECCIA TORTORA 1311 T2 P.9 Suede Treccia turtle dove 1311	T3 P.9 SUEDE TRECCIA TESTA DI MORO 13085 T3 P.9 Suede Treccia dark brown 13085
---	---	--	---	---	--

Pannelli e inserti maniglia in pelle cat. "Nabuck" / Panels and handle insert with leather cat. "Nabuck"




N1 P.9 NABUCK CIPRIA 8011 N1 P.9 Nabuck powder 8011	N2 P.9 NABUCK SABBIA 8012 N2 P.9 Nabuck sand 8012	N3 P.9 NABUCK FANGO 8013 N3 P.9 Nabuck mud 8013	N4 P.9 NABUCK CASTANO 8014 N4 P.9 Nabuck chestnut brown 8014	N5 P.9 NABUCK TESTA DI MORO 8015 N5 P.9 Nabuck dark brown 8015	N6 P.9 NABUCK TORTORA 8010 N6 P.9 Nabuck turtle dove 8010	N7 P.9 NABUCK GHIACCIO 8021 N7 P.9 Nabuck ice 8021	N8 P.9 NABUCK BLU 8016 N8 P.9 Nabuck blue 8016	N9 P.9 NABUCK TAUPE 8022 N9 P.9 Nabuck taupe 8022	N8 P.9 NABUCK MUSCHIO 8026 N8 P.9 Nabuck musk 8026
---	---	---	---	---	---	--	--	---	--

Pannelli e inserti maniglia in pelle lucida cat. "Supreme" / Panels and handle insert with glossy leather cat. "Supreme"




S1 P.6 SUPREME LATTE 1015 S1 P.6 Supreme milk 1015	S2 P.6 SUPREME SABBIA 1013 S2 P.6 Supreme sand 1013	S3 P.6 SUPREME SUGHERO 1010 S3 P.6 Supreme Cork 1010	S4 P.6 SUPREME MOGANO 1001 S4 P.6 Supreme mahogany 1001	S5 P.6 SUPREME CASTAGNO 1002 S5 P.6 Supreme chestnut 1002	S6 P.6 SUPREME MORO 1004 S6 P.6 Supreme dark brown 1004
--	---	--	---	---	---

Pannelli e inserti maniglia in pelle cat. "Soffio" / Panels and handle insert with leather cat. "Soffio"



HA P.6 SOFFIO CANAPA 5004 HA P.6 Soffio canapa 5004	HB P.6 SOFFIO CORDA 5005 HB P.6 Soffio rope 5005	HC P.6 SOFFIO TAUPE 5007 HC P.6 Soffio taupe 5007	HD P.6 SOFFIO MORO 5003 HD P.6 Soffio dark brown 5003	HE P.6 SOFFIO MOGANO 5013 HE P.6 P.6 Soffio mahogany 5013	HF P.6 SOFFIO GRIGIO SCURO 5014 HF P.6 Soffio dark grey 5014
---	--	---	---	---	---

Pannelli e inserti maniglia camoscio cat. "Suede" / Panels and handle insert with suede cat. "Suede"



C3 P.3 SUEDE CIPRIA 120 C3 P.3 Suede powder 120	C6 P.3 SUEDE SABBIA 0111 C6 P.3 Suede sand 0111	C4 P.3 SUEDE TORTORA 311 C4 P.3 Suede turtle dove 311	C5 P.3 SUEDE TESTA DI MORO 3085 C5 P.3 Suede dark brown 3085	C8 P.3 SUEDE GRIGIO GHIACCIO 08085 C8 P.3 Suede ice grey 08085	C7 P.3 SUEDE GRIGIO 1011 C7 P.3 Suede grey 1011	RG P.3 SUEDE ROYAL GREY 08051 RG P.3 Suede Royal Grey 08051	CB P.3 SUEDE TAUPE 510108 CB P.3 Suede taupe 510108	CI P.3 SUEDE MUSCHIO 640173 CI P.3 Suede musk 640173	CM P.3 SUEDE BORGOGNA 370050 CM P.3 Suede borgogna 370050	C9 P.3 SUEDE BLU 714 C9 P.3 Suede blue 714	C1 P.3 SUEDE NERO 811 C1 P.3 Suede black 811	C2 P.3 SUEDE AZZURRO 719 C2 P.3 Suede light blue 719
---	---	---	---	---	---	--	---	--	--	--	--	--


Maniglia Land

Land handle / Pyusa Land




Serratura magnetica. Chiusura semplice, con nottolino o con chiave / Magnetic lock. Simple closure, with latch or key.

Finitura struttura maniglia / Handle structure finish



PL PLATINO OPACO
PL Matt platinum



BR BRONZO SATINATO OPACO
BR Matt Satined Bronze



CH ORO CHAMPAGNE BRILLANTE
CH Champagne bright gold



OC ORO BRILLANTE
OC Bright gold



I2 ELETTROCOLORE MORO BRILLANTE
I2 Bright electrocolour dark brown




AN ELETTROCOLORE NERO OPACO
AN Matt electrocolour black



AT CROMATA NATURALE
AT Natural chrome



GB BIANCO LUCIDO
GB Glossy white



AM ELETTROCOLORE MORO OPACO
AM Matt electrocolour dark brown


Inserti speciali maniglia

Special handle inserts / Специальные вставки ручки

Gli inserti possono essere nella medesima finitura dell'anta o nelle sottoelencate finiture speciali...

Inserts can be in the same finish of the panel or as per the special finishes listed below

Inserto marmo / Marble insert



EK EMPERADOR DARK
EK Emperador Dark

CG CALACATTA GOLD
CG Calacatta Gold

PN PALISSANDRO ONICIATO
PN Shale rosewood marble

PB AGATHA BLACK
PB Agatha Black

SW SILVER WAVE
SW Silver Wave

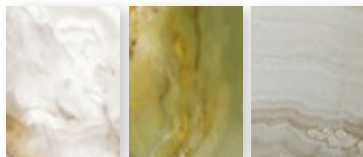
ED ELEGANT BROWN
ED Elegant Brown

FR FRAPPUCCINO
FR Frappuccino

BA BARDIGLIO NUVOLATO
BA Bardiglio Nuvolato

RV ROSSO LEVANTO
RV Rosso Levanto

Inserto onice / Onyx insert




OB ONICE BIANCO
OB White onyx

OV ONICE VERDE
OV Green onyx

OI ONICE AVORIO
OI Ivory onyx

Grès Marble / Grès Marble



OZ GOLD ONYX
OZ Gold Onyx

BU BLACK SAINT LAURENT
BU Black Saint Laurent


EG EMPERADOR GREY
EG Emperador Grey

EM EMPERADOR BROWN
EM Emperador Brown

XE OXIDE EARTH
XE Oxide Earth

TV TRAVERTINO
TV Travertino

Inserto in fusione / Fusion insert



OA FUSIONE OTTONE
OA Brass fusion

FC FUSIONE ALLUMINIO CROMATO
FC Chromed aluminium fusion





Design by Alessandro LA SPADA_serie 340

IANUS

Inimitable lifestyle

Ianus è un programma mutevole, riflette i luoghi e le atmosfere, cambia natura, raccoglie le suggestioni di tanti mondi possibili, ne accetta i contrasti e li trasforma in un insieme elegante e calibrato. Ha, alla propria origine, un concept forte e determinato che lo porta ad essere essenziale ed al tempo stesso, per complessità e sicurezza di linguaggio, esuberante, ricco, sontuoso. Ianus decodifica il gusto contemporaneo e cosmopolita e lo ricomponne, senza mezzi termini o indecisioni, in un insieme di colori e materiali preziosi in un'unica, esclusiva, inimitabile idea di lifestyle.

Ianus is a versatile system that reflects the places and atmospheres it occupies, then changes its character, taking its cues from many possible worlds, accepts their differences and blends them into an elegant and balanced whole. It springs from a bold, original concept that lends it an essential and, at the same time exuberant, opulent, and sumptuous feel - thanks to the complexity and confidence of its architectural language. Ianus translates contemporary, cosmopolitan taste in unequivocal and well-defined terms through a combination of colors and precious materials, producing a unique, exclusive, unrivalled lifestyle concept.

Ianus - это изменчивый проект, который отражает места и окружение, меняет свой характер, объединяет очарование множества возможных миров, принимает их контрасты и преобразует их в элегантный и гармоничный ансамбль. В основе проекта лежит сильная и четкая концепция, придающая ему строгость, но в то же время пышность, богатство и великолепие, достигаемые благодаря сложной и уверенной форме выражения. Ianus расшифровывает современный космополитический вкус и решительно и уверенно преобразует его в ансамбль из оттенков и ценных материалов, создавая уникальную, эксклюзивную, неподражаемую идею стиля жизни.

Ianus是一套可变的系列产品，反映出场地与气氛，变化其自然性质，集取众多世界的建议，而后接受反差并将之转变成优雅与均衡的集成。它源自强烈且明确的概念，在拥有实质性本质的同时，也因其繁复与足以自傲的建筑结构，展现丰富、华丽与阔气的特质。Ianus将当代与都会品味破解后再将之重新组合，果断且毫不迟疑地，以配色与珍贵材料，组合出独一无二、专属的、无可仿效的生活风尚理念。





MODULI SCORREVOLI | *SLIDING PANELS IANUS*
STRUTTURA | *STRUCTURE BR MATT SATINED BRONZE*
PANNELLI | *PANELS SS STOP SOL BRONZE*
INSERTI MANIGLIA | *HANDLE INSERT OB WHITE ONYX*

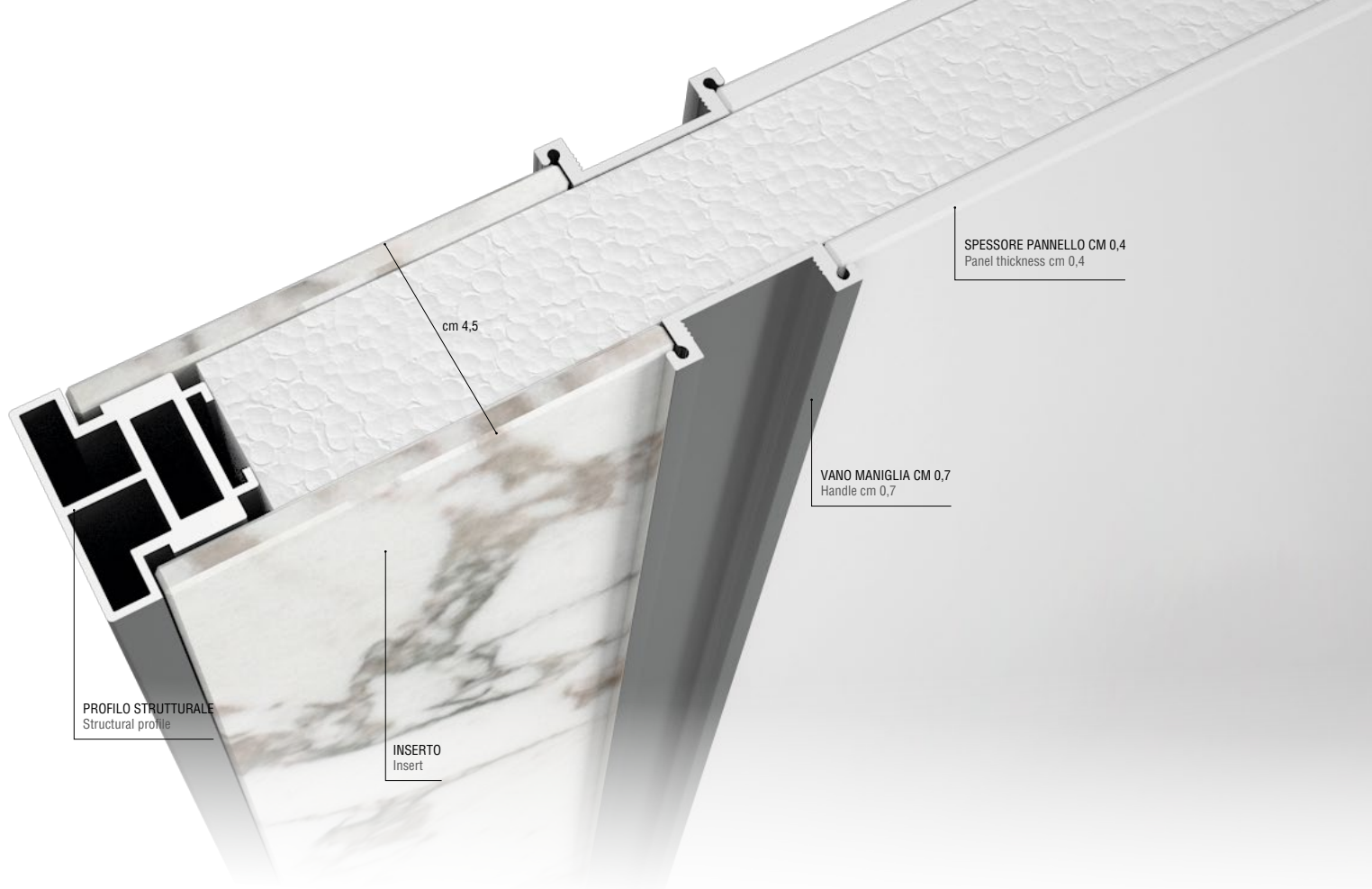
BOISERIE ENDLESS | *ENDLESS BOISERIE RG P.3 CAT. "SUEDE" 08051*







MODULI SCORREVOLI | SLIDING PANELS
STRUTTURA | STRUCTURE OC BRIGHT GOLD ALUMINIO
PANNELLI | PANELS SS TOP SOL BRONZE
INSERTI MANIGLIA | HANDLE INSERTS OB WHITE ONYX



IANUS



MODULI SCORREVOLI | *SLIDING PANELS* IANUS
STRUTTURA | *STRUCTURE* GB GLOSSY WHITE ALUMINIUM
PANNELLI | *PANELS* BL GLOSSY LACQUERED TEMPERED WHITE GLASS
INSERTI MANIGLIA | *HANDLE INSERT* C4 P.3 CAT. "SUEDE" 311

LIMITLESS DESIGN





MODULI SCORREVOLI | *SLIDING PANELS* IANUS
STRUTTURA | *STRUCTURE* GB GLOSSY WHITE ALUMINIUM
PANNELLI | *PANELS* BL GLOSSY LACQUERED TEMPERED WHITE GLASS
INSERTI MANIGLIA | *HANDLE INSERT* OV GREEN ONYX

127 VOL. V



MODULI SCORREVOLI | SLIDING PANELS IANUS
STRUTTURA | STRUCTURE CH CHAMPAGNE BRIGHT GOLD ALUMINIUM
PANNELLI | PANELS CP GLOSSY LACQUERED TEMPERED CANAPA GLASS
INSERTI MANIGLIA | HANDLE INSERT CG CALACATTA GOLD MARBLE





MODULI SCORREVOLI | SLIDING PANELS IANUS
STRUTTURA | STRUCTURE H BRIGHT ALUMINIUM
PANNELLI | PANELS SG STOP SOL GREY
INSERTI MANIGLIA | HANDLE INSERT OA BRASS FUSION

IANUS VOL. 1



LIGHTNESS
AND FORMAL
ELEGANCE

Sistemi di scorrimento

Sliding systems / Системы скольжения

TRAVI DI SCORRIMENTO A SOFFITTO CON MASCHERINA 1 VIA

One way ceiling sliding rails with visible closing cover

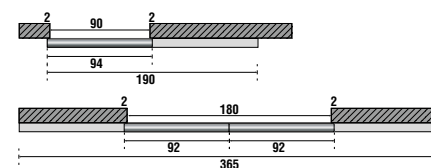
Потолочные рельсы скольжения с накладкой 1-путные



TRAVI DI SCORRIMENTO AD INCASSO A SOFFITTO A 1 VIA

One way ceiling built-in sliding rails

Встраиваемые потолочные рельсы скольжения 1-путные



TRAVI DI SCORRIMENTO A SOFFITTO CON MASCHERINA 2 VIE

Two way ceiling sliding rails with visible closing cover

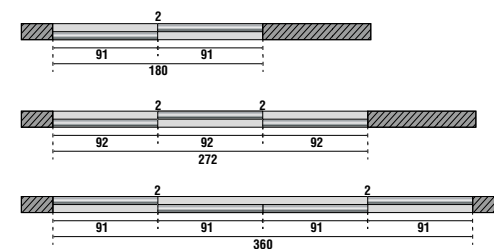
Потолочные рельсы скольжения с накладкой 2-путные



TRAVI DI SCORRIMENTO AD INCASSO A SOFFITTO A 2 VIE

Two way ceiling built-in sliding rails

Встраиваемые потолочные рельсы скольжения 2-путные



TRAVI DI SCORRIMENTO A SOFFITTO CON MASCHERINA 3 VIE

Three way ceiling sliding rails with visible closing cover

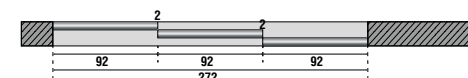
Потолочные рельсы скольжения с накладкой 3-путные



TRAVI DI SCORRIMENTO AD INCASSO A SOFFITTO A 3 VIE

Three way ceiling built-in sliding rails

Встраиваемые потолочные рельсы скольжения 3-путные



TRAVI DI SCORRIMENTO A PARETE CON MASCHERINA 1 VIA

One way wall sliding rails with visible closing cover

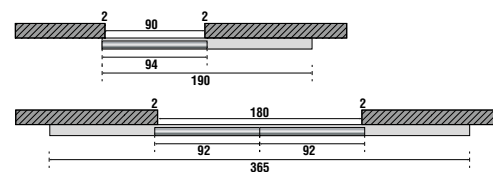
Настенные рельсы скольжения с накладкой 1-путные



TRAVI DI SCORRIMENTO A PARETE AD INCASSO 1 VIA

One way wall built-in sliding rails

Встраиваемые настенные рельсы скольжения 1-путные



TRAVI DI SCORRIMENTO A PARETE CON MASCHERINA 2 VIE

Two way wall sliding rails with visible closing cover

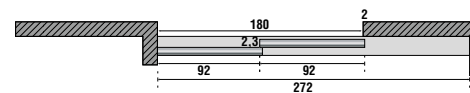

Настенные рельсы скольжения с накладкой 2-путные



TRAVI DI SCORRIMENTO A PARETE AD INCASSO 2 VIE

Two way wall built-in sliding rails

Встраиваемые Настенные Рельсы Скольжения 2-Путные






Cristal Rain design

Per il sistema Ianus è stata sviluppata una decorazione esclusiva: "Cristal Rain".
Una creazione unica, che amplia l'alto contenuto decorativo e crea un valore aggiunto al sistema Ianus.

The exclusive decorative element "Cristal Rain" was created for the Ianus system.
The unique design takes decoration to a new level and creates added value for the Ianus system.

Для системы Ianus был разработан эксклюзивный декор «Cristal Rain». Это уникальное творение усиливает высокодекоративный характер системы Ianus и подчеркивает ее красоту.

专为Ianus系统，特别开发了专属的「Cristal Rain」装饰。
是一种独特的创作，为Ianus系统延伸了装饰内容的高度并创造出一种附加价值。



MODULI SCORREVOLI | *SLIDING PANELS* IANUS
STRUTTURA | *STRUCTURE* 12 BRIGHT ELECTROCOLOUR DARK BROWN ALUMINIUM
PANNELLI | *PANELS* FD TEMPERED DARK SMOKY
INSERTI MANIGLIA | *HANDLE INSERT* OA BRASS FUSION

YOUR STYLE A
SINGLE CHOICE





PORTA BATTENTE | SWING DOOR IANUS
STIPITE | JAMB RELIEF
RILIEVO | STRUCTURE BR MATT SATINED BRONZE
PANNELLI | PANELS SS STOP SOL BRONZE
INSERTI MANIGLIA | HANDLE INSERT RG P.3 CAT. "SUEDE" 08051



Pure elegance

Oro Champagne e Bronzo Satinato sono le eleganti finiture protagoniste di un design emozionale che rendono le porte un esclusivo elemento d'arredo.

Champagne Gold and Satin Bronze are the elegant finishes of an emotional design that makes these doors an exclusive furnishing element.

Золото оттенка шампанского и сатинированная бронза – элегантные отделки, находящиеся в центре эмоционального дизайна и преобразующие двери в эксклюзивный элемент интерьера.

香槟金与缎面铜是一款情感化设计优雅面饰的主角，它们使门，成了一种专属的家具元素。

BE UNIQUE
IN THE MOST
EXCLUSIVE WAY



MODULI SCORREVOLI | SLIDING PANELS IANUS
STRUTTURA | STRUCTURE 12 BRIGHT ELECTROCOLOUR DARK BROWN ALUMINIUM
PANNELLI | PANELS FD TEMPERED DARK SMOKY
INSERTI MANIGLIA | HANDLE INSERT OA BRASS FUSION

145 VOL. V



Warm feeling

L'affascinante cura dei particolari sarà la nostra base per gli scenari che avete sempre sognato, come il delicatissimo accostamento dell'alluminio Oro Champagne con la pelle Suede color cipria.

The fascinating attention to detail is our basis for the rooms that you have always dreamed of, such as the combination of Champagne Gold aluminium with powder coloured Suede leather.

Удивительное внимание к деталям станет основой для создания сценариев, о которых вы всегда мечтали, таких как нежное сочетание алюминия в отделке золото оттенка шампанского с кожей Suede пудрового цвета.

迷人精致的细节，将是我们为您实现您梦想场景的基础，如精美的香槟金色铝材与淡粉色麂皮绒皮料搭配。

PORTA BATTENTE | *SWING DOOR* **IANUS + BOISERIE ENDLESS**
STIPITE | *JAMB* **RELIEF**
STRUTTURA | *STRUCTURE* **CH CHAMPAGNE BRIGHT GOLD ALUMINIUM**
PANNELLI | *PANELS* **C3 P.3 CAT. "SUEDE" 120**
INSERTI MANIGLIA | *HANDLE INSERT* **FR FRAPPUCCINO MARBLE**
BOISERIE ENDLESS | *ENDLESS BOISERIE* **T1 P.9 CAT. "SUEDE TRECCIA" 1120**





PORTA BATTENTE | SWING DOOR IANUS
STIPITE | JAMB RELIEF
STRUTTURA | STRUCTURE GB GLOSSY WHITE ALUMINIUM
PANNELLI | PANELS BL GLOSSY LACQUERED TEMPERED WHITE GLASS
INSERTI MANIGLIA | HANDLE INSERT OV GREEN ONYX





PORTA BATTENTE | SWING DOOR IANUS
STIPITE | JAMB RELIEF
STRUTTURA | STRUCTURE I2 BRIGHT ELECTROCOLOUR DARK BROWN ALUMINIUM
PANNELLI | PANELS F0 DARK FUME
INSERTI MANIGLIA | HANDLE INSERT O4 BRASS FUSION





PORTA BATTENTE | SWING DOOR IANUS
 STIPITE | JAMB RELIEF
 STRUTTURA | STRUCTURE 12 BRIGHT ELECTROCOLOUR DARK BROWN ALUMINIUM
 PANNELLI | PANELS S6 P.6 CAT. "SUPREME" 1004
 INSERTI MANIGLIA | HANDLE INSERT FR FRAPPUCCINO MARBLE

BOISERIE | BOISERIE HERITAGE
 STRUTTURA | STRUCTURE DARK STAINED MAHOGANY



User-friendly

Affidabilità e funzionalità "user-friendly", si percepiscono nella fluidità dei movimenti, nell'accuratezza degli assemblaggi, nel sapiente accostamento di materiali tecnologici a materiali naturali.

Reliability and "user-friendly" functionality can be seen in the smooth movement, precision assembly, and skillful blending of technological and natural materials.

Надежность и удобная функциональность чувствуется в плавности движений, в аккуратности монтажа, в умелом сочетании технологических и натуральных материалов.

「便于用户使用」的可靠性与功能性，通过顺畅移动、细心组装，以天然与技术性材料明智搭配的特点实现。

PORTA BATTENTE | SWING DOOR IANUS
 STIPITE | JAMB RELIEF
 STRUTTURA | STRUCTURE H BRIGHT ALUMINIUM
 PANNELLI | PANELS SG STOP SOL GREY
 INSERTI MANIGLIA | HANDLE INSERT C2 P.3 CAT. "SUEDE" 719





PORTA BATTENTE DOPPIA | DOUBLE SWING DOOR IANUS
STIPITE | AMBRO D'ORO
STRUTTURA | STRUCTURE H BRIGHT ALUMINIUM
PANNELLI | PANELS CP GLOSSY LACQUED AND TEMPERED CANAPA GLASS
INSERTI MANIGLIA | HANDLE INSERT C4 P.3 SUEDE CAT. "SUEDE" 311





PORTA BATTENTE | SWING DOOR IANUS
 STIPITE | JAMB FILOMORO
 STRUTTURA | STRUCTURE 12 BRIGHT ELECTROCOLOUR DARK BROWN ALUMINIUM
 PANNELLI | PANELS S3 STOP SOL BRONZE
 INSERTI MANIGLIA | HANDLE INSERT 08 WHITE ONYX

159 VOL. V

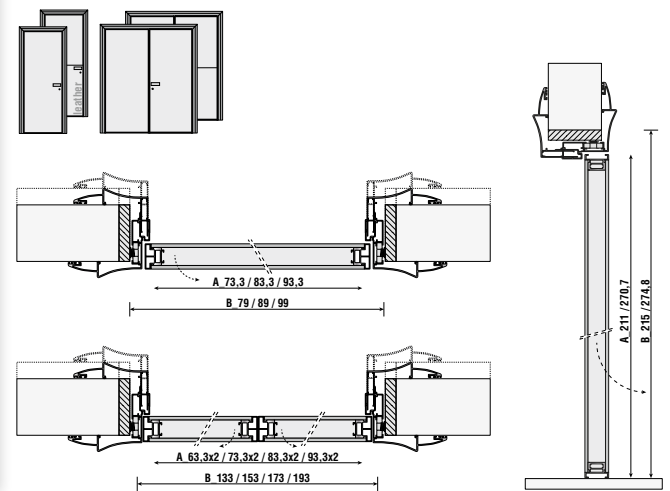
Porta battente

Swing door / Распашная дверь

PORTA BATTENTE CON STIPITE RELIEF

Swing door with Relief jamb

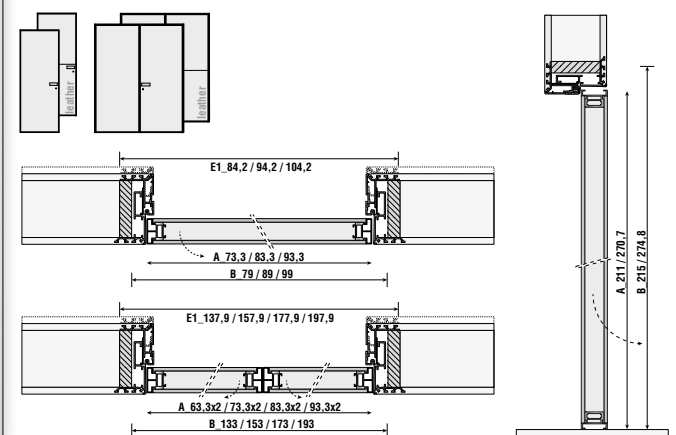
Распашная дверь с дверной коробкой Relief



PORTA BATTENTE CON STIPITE FILOMURO

Swing door with Filomuro jamb

Распашная дверь с дверной коробкой Filomuro



A_Modulo / Panel - B_Luce netta falsotelaio / Subframe measurement - E1_Ingombro per riduzione spessore vano esterno / Dimensions for reducing the thickness of the external subframe

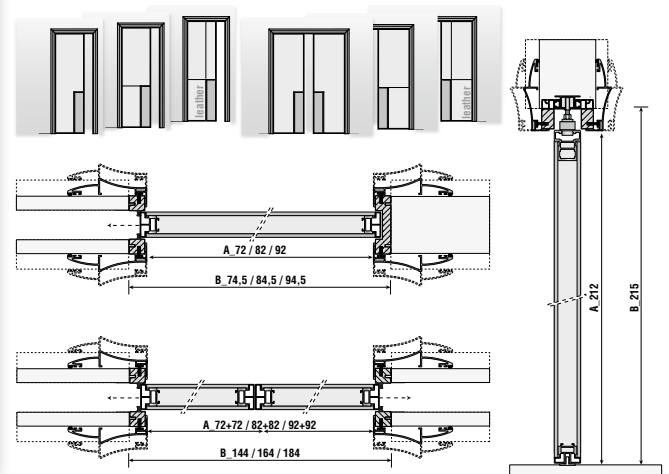
Porta scorrevole a scomparsa

Pocket sliding door / Раздвижная дверь с уходом полотна в стену

PORTA SCORREVOLE A SCOMPARSA CON STIPITE RELIEF

Pocket sliding door with Relief jamb

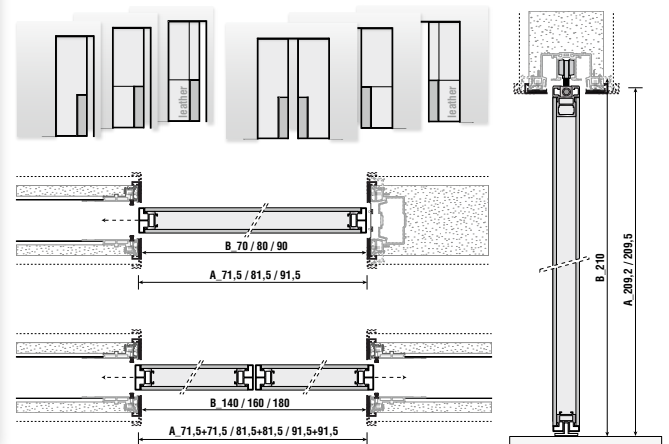
Раздвижная дверь с уходом полотна в стену с дверной коробкой Relief



PORTA SCORREVOLE A SCOMPARSA CON STIPITE FREE

Pocket sliding door with Free jamb

Раздвижная дверь с уходом полотна в стену с дверной коробкой Free



A_Modulo / Panel - B_Luce netta falsotelaio / Subframe measurement





MODULI SCORREVOLI A SCOMPARSA | POCKET SLIDING PANELS IANUS + BOISERIE ENDLESS
STRUTTURA | STRUCTURE OC BRIGHT GOLD ALUMINIUM
PANNELLI | PANELS C4 P.3 CAT. "SUEDE" 311
INSERTI MANIGLIA | HANDLE INSERT FR FRAPPUCCINO MARBLE

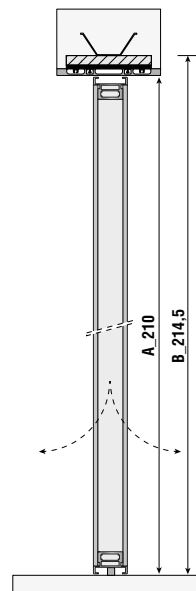
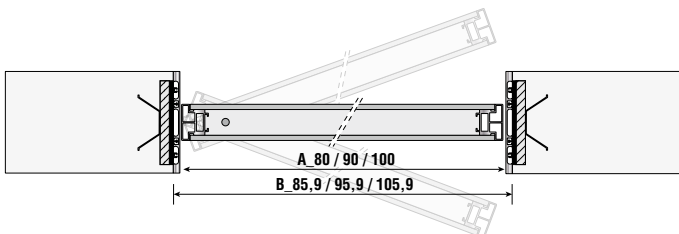
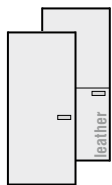
Porta bidirezionale

Bi-directional door / Двунаправленная дверь

PORTA BATTENTE BI-DIREZIONALE

Bi-directional swing door

Двунаправленная распашная дверь



A_Modulo / Panel - B_Luce netta falsotelaio / Subframe measurement



IANUS






IANUS

PORTA BATTENTE BIDIREZIONALE | *BI-DIRECTIONAL SWING DOOR* IANUS
STRUTTURA | *STRUCTURE* H1 BRIGHT ALUMINIUM
PANNELLI | *PANELS* TT GLOSSY LACQUERED TEMPERED TURTLE DOVE GLASS
INSERTI MANIGLIA | *HANDLE INSERT* C4 P.3 SUEDE CAT. "SUEDE" 311

Finiture Ianus


Ianus sample finishes / Отделка Ianus

Struttura e stipite in alluminio / Aluminium structure and jamb



PL PLATINO OPACO PL Matt platinum	BR BRONZO SATINATO OPACO BR Matt Satined Bronze	CH ORO CHAMPAGNE BRILLANTE CH Champagne bright gold	OC ORO BRILLANTE OC Bright gold	I2 ELETTROCOLORE MORO BRILLANTE I2 Bright electrocolour dark brown	I1 ALLUMINIO BRILLANTE I1 Bright aluminium	GB BIANCO LUCIDO GB Glossy white	AN ELETTROCOLORE NERO OPACO AN Matt electrocolour black	AM ELETTROCOLORE MORO OPACO AM Matt electrocolour dark brown
---	---	---	---	--	--	--	---	--

Pannelli in vetro riflettente / Panels with reflective glass




SS STOP SOL BRONZO SS Stop Sol bronze	SG STOP SOL GREY SG Stop Sol grey
---	---

Pannelli in vetro trasparente / Panels with transparent glass




FD DARK FUMÉ TEMPERATO
FD Tempered Dark smoky

Pannelli in specchio decorato / Panels with decorated mirrors




Z1 CRISTAL RAIN BRONZO Z1 Cristal rain bronze	F1 CRISTAL RAIN FUMÉ F1 Cristal rain smoky
---	--

Pannelli in specchio / Panels with mirrors




SP SPECCHIO NATURALE SP Mirror	SB SPECCHIO BRONZO SB Bronze mirror	FU SPECCHIO FUMÉ FU Smoky mirror	AA SPECCHIO ACIDATO BRONZO AA Frosted bronze mirror	AF SPECCHIO ACIDATO FUMÉ AF Frosted smoky mirror
--	---	--	---	--

Pannelli in vetro verniciato decorato "Cristal Rain" / Panels with "Cristal Rain" decorated lacquered glass



D1 BIANCO D1 White	D5 CANAPA D5 Canapa	D3 CORDA D3 Rope	D8 TORTORA D8 Turtle dove	D9 CAFFÈ D9 Coffee	D4 MOKA D4 Moka	DN PRUGNA DN Prune	D7 GRIGIO CEMENTO D7 Cement grey	D1 GRIGIO PIOMBO D1 Lead grey	DQ GRANITO DQ Granite	D6 GRIGIO ARDESIA D6 Slate grey	DH BLU NOTTE DH Night blue	D2 NERO D2 Black
------------------------------	-------------------------------	----------------------------	-------------------------------------	------------------------------	---------------------------	------------------------------	--	---	---------------------------------	---	--------------------------------------	----------------------------

Pannelli e inserti maniglia in vetro temperato verniciato lucido / Panels and handle insert with glossy lacquered tempered glass




BL BIANCO BL White	CP CANAPA CP Canapa	OY CORDA OY Rope	TT TORTORA TT Turtle dove	FF CAFFÈ FF Coffee	MK MOKA MK Moka	PR PRUGNA PR Prune	GC GRIGIO CEMENTO GC Cement grey	GP GRIGIO PIOMBO GP Lead grey	GN GRANITO GN Granite	GA GRIGIO ARDESIA GA Slate grey	NI BLU NOTTE NI Night blue	NL NERO NL Black
------------------------------	-------------------------------	----------------------------	-------------------------------------	------------------------------	---------------------------	------------------------------	--	---	---------------------------------	---	--------------------------------------	----------------------------

...a richiesta dal campionario pelli Loveluxe


...on request from Loveluxe leather sample box

Pannelli e inserti maniglia in camoscio cat. "Suede Cocco" / Panels and handle insert with suede cat. "Suede Cocco"




01 P.9 SUEDE COCCO CIPRIA 2120 01 P.9 Suede Cocco powder 2120	02 P.9 SUEDE COCCO TORTORA 2311 02 P.9 Suede Cocco turtle dove 2311	03 P.9 SUEDE COCCO TESTA DI MORO 23085 03 P.9 Suede Cocco dark brown 23085
---	---	--

Pannelli e inserti maniglia in pelle lucida cat. "Supreme" / Panels and handle insert with glossy leather cat. "Supreme"




S1 P.6 SUPREME LATTE 1015 S1 P.6 Supreme milk 1015	S2 P.6 SUPREME SABBIA 1013 S2 P.6 Supreme sand 1013	S3 P.6 SUPREME SUGHERO 1010 S3 P.6 Supreme Cork 1010	S4 P.6 SUPREME MOGANO 1001 S4 P.6 Supreme mahogany 1001	S5 P.6 SUPREME CASTAGNO 1002 S5 P.6 Supreme chestnut 1002	S6 P.6 SUPREME MORO 1004 S6 P.6 Supreme dark brown 1004
--	---	--	---	---	---

Pannelli e inserti maniglia in pelle cat. "Soffio" / Panels and handle insert with leather cat. "Soffio"



HA P.6 SOFFIO CANAPA 5004 HA P.6 Soffio canapa 5004	HB P.6 SOFFIO CORDA 5005 HB P.6 Soffio rope 5005	HC P.6 SOFFIO TAUPE 5007 HC P.6 Soffio taupe 5007	HD P.6 SOFFIO MORO 5003 HD P.6 Soffio dark brown 5003	HE P.6 SOFFIO MOGANO 5013 HE P.6 P.6 Soffio mahogany 5013	HF P.6 SOFFIO GRIGIO SCURO 5014 HF P.6 Soffio dark grey 5014
---	--	---	---	---	---

Pannelli e inserti maniglia camoscio cat. "Suede" / Panels and handle insert with suede cat. "Suede"



C3 P.3 SUEDE CIPRIA 120 C3 P.3 Suede powder 120	C6 P.3 SUEDE SABBIA 0111 C6 P.3 Suede sand 0111	C4 P.3 SUEDE TORTORA 311 C4 P.3 Suede turtle dove 311	C5 P.3 SUEDE TESTA DI MORO 3085 C5 P.3 Suede dark brown 3085	C8 P.3 SUEDE GRIGIO GHIACCIO 08085 C8 P.3 Suede ice grey 08085	C7 P.3 SUEDE GRIGIO 1011 C7 P.3 Suede grey 1011	RG P.3 SUEDE ROYAL GREY 08051 RG P.3 Suede Royal Grey 08051	CB P.3 SUEDE TAUPE 510108 CB P.3 Suede taupe 510108	C1 P.3 SUEDE MUSCHIO 640173 C1 P.3 Suede musk 640173	CM P.3 SUEDE BORGOGNA 370050 CM P.3 Suede borgogna 370050	C9 P.3 SUEDE BLU 714 C9 P.3 Suede blue 714	C1 P.3 SUEDE NERO 811 C1 P.3 Suede black 811	C2 P.3 SUEDE AZZURRO 719 C2 P.3 Suede light blue 719
---	---	---	---	---	---	--	---	--	--	--	--	--


Maniglia Ianus

Ianus handle / Ручка Ianus




Serratura magnetica. Chiusura semplice, con nottolino o con chiave / Magnetic lock. Simple closure, with latch or key.

Finitura struttura maniglia / Handle structure finish



PL PLATINO OPACO
PL Matt platinum



BR BRONZO SATINATO OPACO
BR Matt Satined Bronze



CH ORO CHAMPAGNE BRILLANTE
CH Champagne bright gold



OC ORO BRILLANTE
OC Bright gold



I2 ELETTROCOLORE MORO BRILLANTE
I2 Bright electrocolour dark brown




AN ELETTROCOLORE NERO OPACO
AN Matt electrocolour black



AT CROMATA NATURALE
AT Natural chrome



GB BIANCO LUCIDO
GB Glossy white



AM ELETTROCOLORE MORO OPACO
AM Matt electrocolour dark brown


Inserti speciali maniglia

Special handle inserts / Специальные вставки ручки

Gli inserti possono essere nella medesima finitura dell'anta o nelle sottoelencate finiture speciali...

Inserts can be in the same finish of the panel or as per the special finishes listed below

Inserto marmo / Marble insert



EK EMPERADOR
DARK

EK Emperador Dark

CG CALACATTA
GOLD

CG Calacatta Gold

PN PALISSANDRO
ONICIATO

PN Shale rosewood
marble

PB AGATHA
BLACK

PB Agatha Black

SW SILVER WAVE

SW Silver Wave

ED ELEGANT
BROWN

ED Elegant Brown

FR FRAPPUCCINO

FR Frappuccino

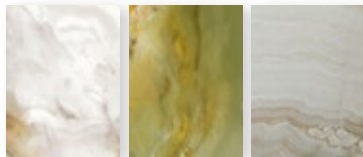
BA BARDIGLIO
NUVOLATO

BA Bardiglio
Nuvolato

RV ROSSO
LEVANTO

RV Rosso Levanto

Inserto onice / Onyx insert



OB ONICE BIANCO

OB White onyx


OV ONICE VERDE

OV Green onyx

OI ONICE AVORIO

OI Ivory onyx

Grès Marble / Grès Marble



OZ GOLD ONYX

OZ Gold Onyx

BU BLACK SAINT
LAURENT

BU Black Saint
Laurent

EG EMPERADOR
GREY

EG Emperador
Grey

EM EMPERADOR
BROWN

EM Emperador
Brown


XE OXIDE EARTH

XE Oxide Earth

TV TRAVERTINO

TV Travertino

Inserto in fusione / Fusion insert



OA FUSIONE
OTTONE

OA Brass fusion

FC FUSIONE
ALLUMINIO
CROMATO

FC Chromed
aluminium fusion

Inserti in pelle cat. "Cocco Deluxe" e "Cocco Special" / Insert in leather cat. "Cocco Deluxe" and "Cocco Special"



K1 P.18 COCCO
DELUXE AVORIO
848

K1 P.18 Cocco
Deluxe ivory 848

K2 P.18 COCCO
DELUXE TESTA DI
MORO 748

K2 P.18 Cocco
Deluxe Dark Brown
748

K3 P.18
COCCO DELUXE
ANTRACITE 746

K3 P.18 Cocco
Deluxe Charcoal
746

KS P.15 SPECIAL
COCCO 105

KS P.15 Special
Cocco 105





Design by Opera Work in Progress_serie 330

HEADLINE

Personally designed

Headline è una collezione di porte nata per superare i limiti comunemente imposti dalla produzione seriale. Non è un prodotto di massa ed è molto vicino all'edizione limitata, una linea di alta gamma rivolta ad un pubblico aggiornato e consapevole, in grado di leggere la cura artigianale dei dettagli tipica del "Made in Italy" e, soprattutto, capace di "scegliere". Il vero protagonista è dunque l'acquirente, cioè colui che attingendo alla ricca gamma di possibilità offerte dalla combinazione tra decori esclusivi, essenze pregiate ed altri materiali quali acciaio e vetri, diventa parte attiva nel processo creativo che porterà alla definizione di un suo stile unico e individuale: "Personally designed".

Headline is a collection of doors designed to overcome the limitations imposed by mass production. Far from an 'assembly line' product, this collection is much closer to a limited edition, a top-of-the-line serie for the savvy client who appreciates the craftsmanship and detailing typical of "made in Italy" products, and above all, capable of making choices. The client, rather than the product, is at the center of this collection: selecting from the wide range of choices offered by the exclusive decorations, the valuable woods, and other materials such as steel and glass. The client actively participates in the creative process, leading to the definition of a unique and personal style: "Personally designed".

Коллекция дверей Headline создана, чтобы обойти ограничения, обычно накладываемые серийным производством. Это не массовая продукция, она скорее ближе к продукции ограниченного тиража. Эта коллекция высокого уровня была задумана для современных людей, умеющих ценить свойственные итальянскому производству высокое качество и аккуратность обработки деталей и, самое главное, умеющих «выбирать». Таким образом, главным действующим лицом становится покупатель, который, выбирая из богатейшего ассортимента возможных комбинаций эксклюзивных декоративных деталей, ценных пород дерева и других материалов, таких как сталь и стекло, сам принимает активное участие в творческом процессе, результатом которого становится создание своего собственного и неповторимого стиля «Personally designed».

Headline系列门的诞生，是为了超越量产制式门所设定的限制。非量产几乎是类似限量生产的制品，是一套献给精明客户的精品。献给懂得赞赏「意大利制造」手工艺制品的经典细节，并特别懂得「选择」的人士。因此，真正的角色是买家，献给期望在专属装饰、珍贵木材与其他如钢或玻璃材料之间获得独特搭配，并使一切成为一种能定义出个人独特风格的个性化创意产品，也就是：「亲自设计」的客户。





MODULI SCORREVOLI | *SLIDING PANELS* **HEADLINE**
 STRUTTURA | *STRUCTURE* **BR MATT SATINED BRONZE**
 PANNELLI | *PANELS* **WX WELTON BRONZE MIRROR**
 FASCIA | *STRIPE* **AD MATT SATINED BRONZE STEEL**
 BOISERIE ENDLESS | *ENDLESS BOISERIE* **T1 P.9 CAT. "SUEDE TRECCIA" 1120**



Bespoke to you

“Bespoke to you” esprime la possibilità, offerta all'acquirente dalla collezione Headline, di combinare, secondo la propria sensibilità e il proprio gusto, materiali particolari ed esclusivi che rendono la porta un elemento protagonista dell'arredamento.

“Bespoke to you” refers to the opportunity for buyers of the Headline collection to express their own personal taste and skill in combining the special, exclusive materials which cast the door in a starring role in home interior design.

«Изготовление по индивидуальному заказу». Коллекция Headline предоставляет своим покупателям возможность комбинировать по собственному вкусу необычные и эксклюзивные материалы, благодаря которым дверь становится важнейшим элементом интерьера.

you」是Headline系列给予买家表达自我的产品，可依据自我喜好与品味，选择独特材质做出专属搭配，从而使这扇门成为家具元素的主角。

MODULI SCORREVOLI | SLIDING PANELS HEADLINE
STRUTTURA | STRUCTURE PL MATT PLATINUM ALUMINIUM
PANNELLI | PANELS DY GLOSSY LACQUERED TEMPERED ROPE GLASS
FASCIA | STRIPE T2 P.9 CAT. "SUEDE TECCIA" 1311 AND P.22 HEXAGON 30 (LOVELUXE)





MODULI SCORREVOLI | SLIDING PANELS HEADLINE
STRUTTURA | STRUCTURE PL MATT PLATINUM ALUMINIUM
PANNELLI | PANELS DY GLOSSY LACQUERED TEMPERED ROPE GLASS
FASCIA | STRIPE P.22 MONROVIA 03 (LOVELUXE)



MODULI SCORREVOLI | *SLIDING PANELS HEADLINE*
STRUTTURA | *STRUCTURE AN MATT ELECTROCOLOUR BLACK*
PANNELLI | *PANELS NL GLOSSY LACQUERED TEMPERED BLACK GLASS*
FASCIA | *STRIPE P.22 MONROVIA 01 AND P.22 HEXAGON 10 (LOVELUXE)*

DOORS WEAR
LORO PIANA
INTERIORS



Loro Piana Interiors® insert

Per rendere unica la propria casa, oltre i divani e i complementi Loveluxe anche le porte Alluminium Chic vestono i tessuti Loro Piana Interiors®. Cashmere e pregiate lane merinos si fondono con lino o seta, creando rivestimenti ideali per la realizzazione di decori. La caratteristica fascia centrale, che determina lo stile Headline, diventa così un esclusivo dettaglio che conferisce originalità e ricchezza alla porta. I tessuti sono declinati in diverse texture, tinta unita o rigati, i colori scelti consentono di coordinare la superficie liscia del vetro con il velour dell'elegante inserto.

The Made in Italy industry is strictly correlated with Tailor Made and Made to Order products and for this reason the new collection has a wide range of the most exclusive materials. As if they were in an atelier, Loveluxe collection complements wear exclusive fabrics from Loro Piana Interiors: the best cashmere and merinos wool are combined with linen and silk. These light-weight, warm and enveloping fabrics are made of noble fibres and fine materials purchased in the countries of origin, and then processed in Italy with rigorous supervision of every production phase.

Для придания дому уникальности, кроме диванов и аксессуаров Loveluxe, двери Alluminium Chic тоже облачаются в ткани Loro Piana Interiors®. Кашемир и ценная шерсть меринуса сливаются со льном или шелком, создавая идеальные покрытия для реализации декора. Характерная центральная полоса, определяющая стиль Headline, становится эксклюзивной деталью, которая придает двери оригинальность и пышность. Используются ткани с различной текстурой, однотонные или в полоску, а выбранные цвета позволяют гармонично сочетать гладкую поверхность стекла с бархатистостью элегантной вставки.

为了让自己的家真正独特，除了Loveluxe沙发和家饰家具外，也不能忽略以Loro Piana Interiors®面料饰面的Alluminium Chic门。开士米羊绒和珍贵的美丽奴羊毛，融合在麻或丝缎的面料中，创造出一种展现装饰价值的理想面饰。独具特色的中央饰带，定义着Headline的风格，并成了赋予门丰富性与原创性的独特细节。共有多种纹理的面料，单色或条纹；可选的颜色使平滑的玻璃表面与优雅 的丝绒嵌饰得以成套搭配。





HEADLINE

MODULO SOPREVVOLTI | SLIDING PANELS HEADLINE
STRUTTURA | STRUCTURE PL MATT PLATINUM ALUMINIUM
PANNELLI | PANELS BY GLOSSY LACQUERED TEMPERED ROPE GLASS
FASCIA | STRIP WS CASHMERE LORD PIANA INTERIORS LADAKH 01 AND WS CASHMERE LORD PIANA INTERIORS DANDY 101 (LOVELUXE)





HEADLINE

MODULI SCORREVOLI | *SLIDING PANELS* HEADLINE
STRUTTURA | *STRUCTURE AM* MATT ELECTROCOLOUR DARK BROWN ALUMINIUM
PANNELLI | *PANELS FF* GLOSSY LACQUERED TEMPERED COFFEE GLASS
FASCIA | *STRIPE WS* CASHMERE LORO PIANA INTERIORS DANDY 102 (LOVELUXE)

187 VOL. V



More and More Colours

Il vetro rappresenta un materiale assolutamente unico nell'ambito delle porte per interni ed, abbinato a diversi materiali come per esempio il cashmere testa di moro con il vetro temperato color caffè, può creare giochi e stili differenti per ogni gusto. La particolarità dei vetri laccati è la loro capacità di amplificare la sensazione spaziale degli interni, creando un esclusivo effetto di profondità grazie alla superficie riflettente. I vetri laccati sono disponibili in finitura lucida e opaca in 13 tinte differenti.

Glass is an absolutely unique material for interior doors and, combined with various material such as dark brown cashmere and coffee colour tempered glass, can create different effects and styles designed to meet every taste. The main feature of lacquered glass is amplifying the spatial sensation of interiors, creating an exclusive effect of depth as the result of the reflective surface. Lacquered glass is available in both glossy and matt finishes in 13 different shades.

Стекло представляет собой абсолютно уникальный материал в сфере межкомнатных дверей, который в различных сочетаниях, как, например, темно-коричневый кашемир и закаленное стекло кофейного цвета, позволяет создавать разнообразные эффекты и стили на любой вкус. Особенность лакированного стекла заключается в его способности визуальнo расширять пространство интерьера, создавая уникальный эффект глубины благодаря отражающей поверхности. Лакированное стекло предлагается с глянцевой и матовой отделкой в 13 цветовых вариантах.

材料，再与不同材料搭配，如深棕色开士米羊绒搭配咖啡色强化玻璃，可为各种品味创造出不同的风格游戏。涂饰玻璃的特质在于它具有扩大室内空间感受的能力，其反射表面可创造出一种独特的深度效果。涂饰玻璃可有多种选择，亮光或哑光饰面，共13种不同色彩。





MODULI SCORREVOLI | SLIDING PANELS HEADLINE
STRUTTURA | STRUCTURE AM MATT ELECTROCOLOUR DARK BROWN ALUMINIUM
PANNELLI | PANELS L4 ECOWOOD EBONY + SS STOP SOL BRONZE
FASCIA | STRIPE AD MATT SATINED BRONZE STEEL





MODULI SCORREVOLI | SLIDING PANELS HEADLINE
STRUTTURA | STRUCTURE AM MATT ELECTROCOLOUR DARK BROWN ALUMINIUM
PANNELLI | PANELS K2 P.18 CAT. "COCCO DELUXE" 748 + SS STOP SOL BRONZE
FASCIA | STRIPE AD MATT SATINED BRONZE STEEL








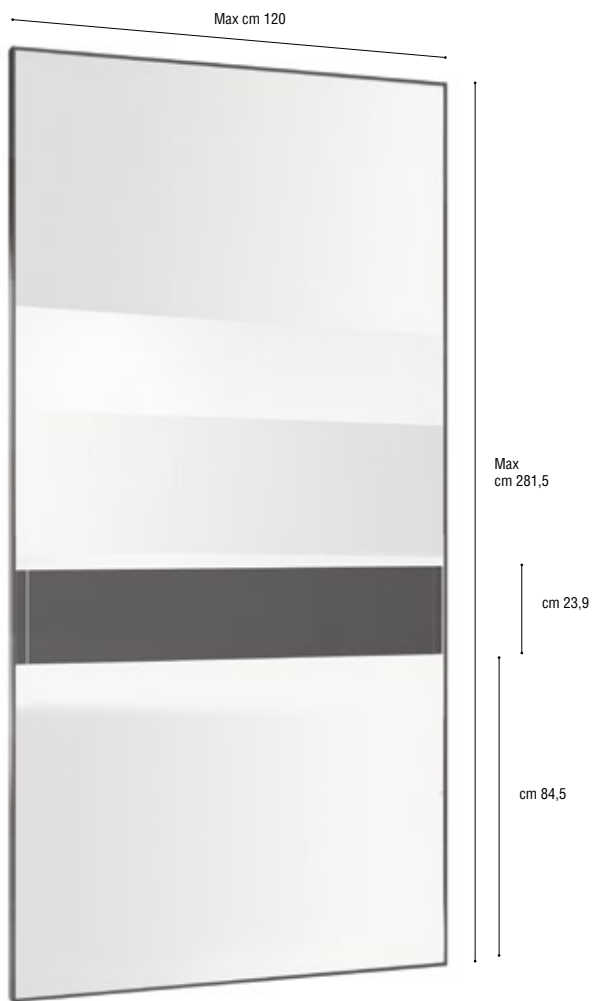
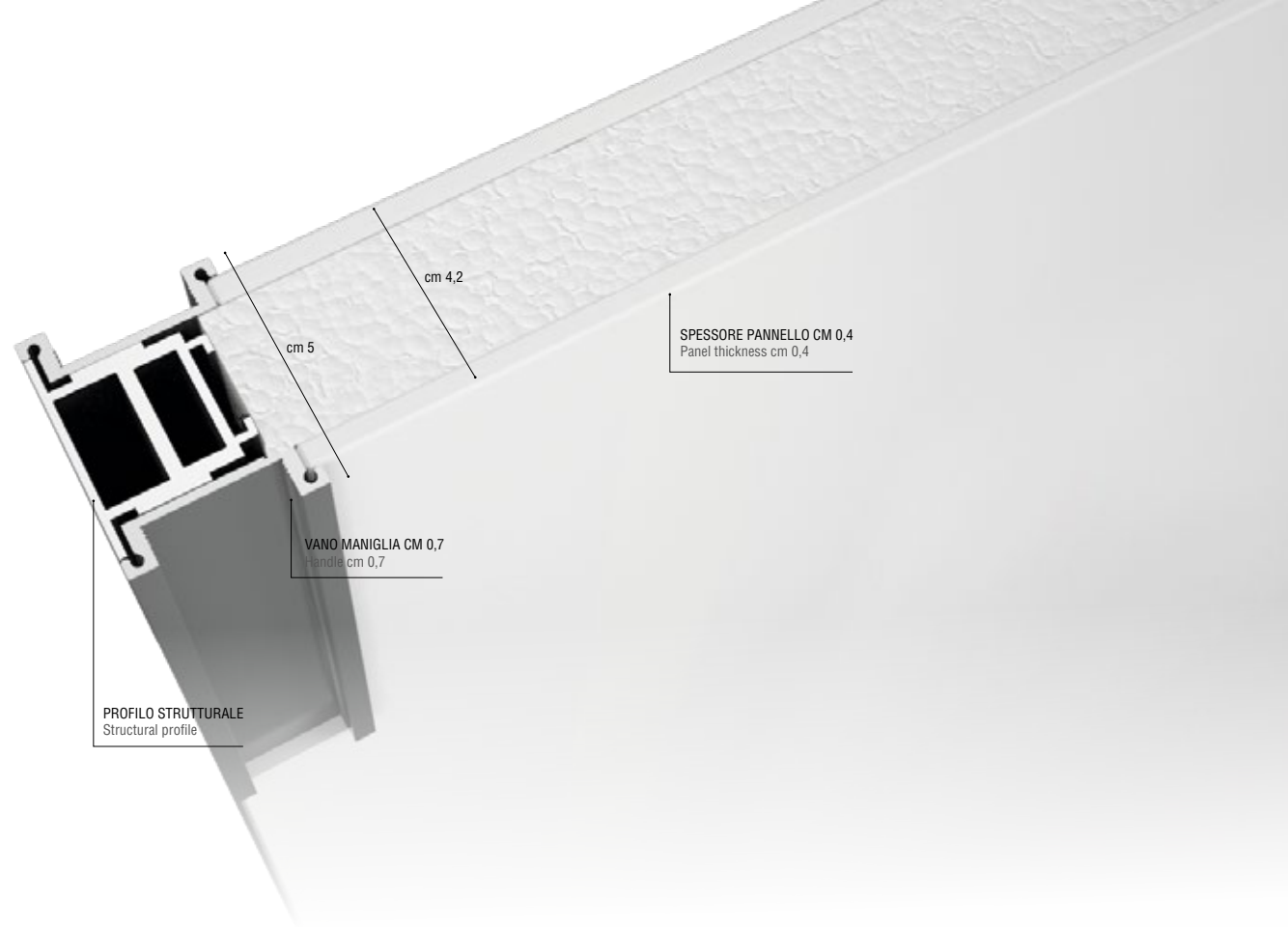
MODULI SCORREVOLI | *SLIDING PANELS* HEADLINE
STRUTTURA | *STRUCTURE* AL NATURAL ALUMINIUM
PANNELLI | *PANELS* BL GLOSSY LACQUERED TEMPERED WHITE GLASS
FASCIA | *STRIPE* C4 P.3 CAT. "SUEDE" 311





MODULI SCORREVOLI | SLIDING PANELS HEADLINE
STRUTTURA | STRUCTURE AL NATURAL ALUMINIUM
PANNELLI | PANELS ON FROSTED NEUTRAL









MODULI SCORREVOLI | SLIDING PANELS HEADLINE
STRUTTURA | STRUCTURE AN MATT ELECTROCOLOUR DARK BROWN ALUMINIUM
PANNELLI | PANELS AB VIENNA™ BRONZE MIRROR
FASCIA | STRIPE AA FROSTED BRONZE MIRROR



Vienna design

Il decoro, espressamente disegnato per Headline, è ottenuto con la parziale satinatura del vetro. È disponibile nella versione Specchio Bronzo e Fumè oppure nei colori: bianco, canapa, corda, tortora, caffè, moka, grigio cemento, grigio ardesia, nero...ecc.

The decorative detail, especially designed for Headline, is obtained by partial frosting of the glass. It is available in versions Bronze Mirror and Smoky or in the following colours: white, canapa, rope, turtle dove, coffee, moka, cement grey, slate grey, black...

Декор, созданный специально для системы Headline, получен путем частичного сатинирования стекла. Возможные варианты: бронзовое и дымчатое зеркало или следующие цвета: белый, конопляный, холщовый, серо-бежевый, кофе, мокко, серый цемент, синевато-серый, черный...

装饰元素，专为Headline所设计，是玻璃局部缎光处理所获得的。可选铜色镜面与烟熏版本，或以下色彩：白色，亚麻色，绳索浅棕色，斑鸠色，咖啡色、摩卡色，水泥灰，板岩灰，黑色等。





MODULI SCORREVOLI | SLIDING PANELS HEADLINE
STRUTTURA | STRUCTURE AM MATT ELECTROCOLOUR DARK BROWN ALUMINIUM
PANNELLI | PANELS SS STOP SOL BRONZE
FASCIA | STRIPE AB "VIENNA" BRONZE MIRROR

207 VOL. V





MODULI SCORREVOLI | **SLIDING PANELS HEADLINE**
STRUTTURA | **STRUCTURE AN MATT ELECTROCOLOUR BLACK ALUMINIUM**
PANNELLI | **PANELS V2 BLACK "VIENNA"**
FASCIA | **STRIPE NL GLOSSY LACQUERED TEMPERED BLACK GLASS DIVANO** | **SOFA COHEN**
PELLE | **LEATHER P.12 NABUCK SILK 9001**
ELEMENTO CONTENITORE | **OPENING ELEMENT GLOSSY EBONY**
ANELLO BASE | **RING BASE BRIGHT LIGHT GOLD**

Sistemi di scorrimento

Sliding systems / Системы скольжения

TRAVI DI SCORRIMENTO A SOFFITTO CON MASCHERINA 1 VIA

One way ceiling sliding rails with visible closing cover

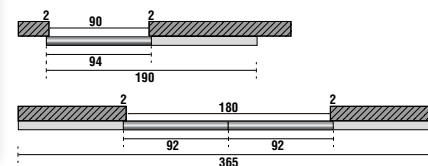
Потолочные рельсы скольжения с накладкой 1-путные



TRAVI DI SCORRIMENTO AD INCASSO A SOFFITTO A 1 VIA

One way ceiling built-in sliding rails

Встраиваемые потолочные рельсы скольжения 1-путные



TRAVI DI SCORRIMENTO A SOFFITTO CON MASCHERINA 2 VIE

Two way ceiling sliding rails with visible closing cover

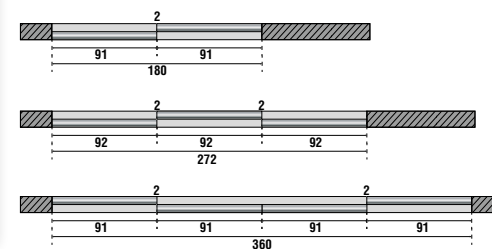
Потолочные рельсы скольжения с накладкой 2-путные



TRAVI DI SCORRIMENTO AD INCASSO A SOFFITTO A 2 VIE

Two way ceiling built-in sliding rails

Встраиваемые потолочные рельсы скольжения 2-путные



TRAVI DI SCORRIMENTO A SOFFITTO CON MASCHERINA 3 VIE

Three way ceiling sliding rails with visible closing cover

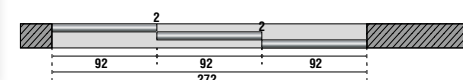
Потолочные рельсы скольжения с накладкой 3-путные



TRAVI DI SCORRIMENTO AD INCASSO A SOFFITTO A 3 VIE

Three way ceiling built-in sliding rails

Встраиваемые потолочные рельсы скольжения 3-путные



TRAVI DI SCORRIMENTO A PARETE CON MASCHERINA 1 VIA

One way wall sliding rails with visible closing cover

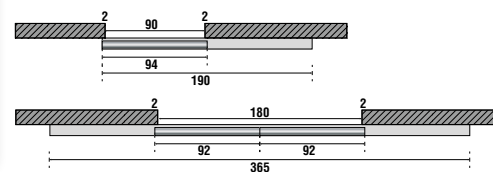
Настенные рельсы скольжения с накладкой 1-путные



TRAVI DI SCORRIMENTO A PARETE AD INCASSO 1 VIA

One way wall built-in sliding rails

Встраиваемые настенные рельсы скольжения 1-путные



TRAVI DI SCORRIMENTO A PARETE CON MASCHERINA 2 VIE

Two way wall sliding rails with visible closing cover

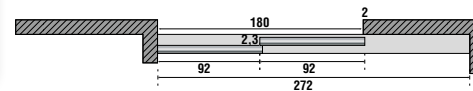
Настенные рельсы скольжения с накладкой 2-путные



TRAVI DI SCORRIMENTO A PARETE AD INCASSO 2 VIE

Two way wall built-in sliding rails

Встраиваемые Настенные Рельсы Скольжения 2-Путные







Art design

Le forme sporgendo dal piano di fondo si identificano in un tradizionale bassorilievo, espressione di arte, cultura e classicità. Realizzazione eseguita artigianalmente in gesso.

The figures that protrude from the bottom are inspired by traditional bas-relief, an expression of art, culture and classicism. Hand crafted plaster.

Формы, выступающие над плоскостью фона, уподобляются обычному барельефу, выражению искусства, культуры и классического стиля. Ручная работа с использованием гипса.

从平面中凸出的纹路通过传统浅浮雕的形态展现，是一种艺术、文化与古典的表现。石膏材质，以手工制成。





MODULI SCORREVOLI | *SLIDING PANELS* **HEADLINE**
STRUTTURA | *STRUCTURE* **ON MATT LACQUERED WHITE ALUMINIUM**
PANNELLI | *PANELS* **BO MATT LACQUERED TEMPERED WHITE GLASS**
FASCIA | *STRIPE* **AG ART WHITE**





PORTA BATTENTE | *SWING DOOR HEADLINE*
STIPITE | *JAMB BASIC*
STRUTTURA | *STRUCTURE PL MATT PLATINUM ALUMINIUM*
PANNELLI | *PANELS CP GLOSSY LACQUERED TEMPERED CANAPA GLASS*
FASCIA | *STRIPE T1 P.9 CAT. "SUEDE TRECCIA" 1120*

217 VOL. V

CUSTOM
MADE
FOR YOU



 *Jmy. Low Thum & Co.*
INTERIORS
PURE CASHMERE

HEADLINE



PORTA BATTENTE | SWING DOOR HEADLINE
STIPITE | JAMB MINI
STRUTTURA | STRUCTURE BR MATT SATINED BRONZE
PANNELLI | PANELS TO MATT LACQUERED TEMPERED TURTLE DOVE GLASS
FASCIA | STRIPE WS CASHMERE LORO PIANA INTERIORS DANDY 103 (LOVELUXE)





PORTA BATTENTE | SWING DOOR HEADLINE
STIPITE | JAMB MINI
STRUTTURA | STRUCTURE AM MATT ELECTROCOLOUR DARK BROWN ALUMINIUM
PANNELLI | PANELS AB "VIENNA" BRONZE MIRROR

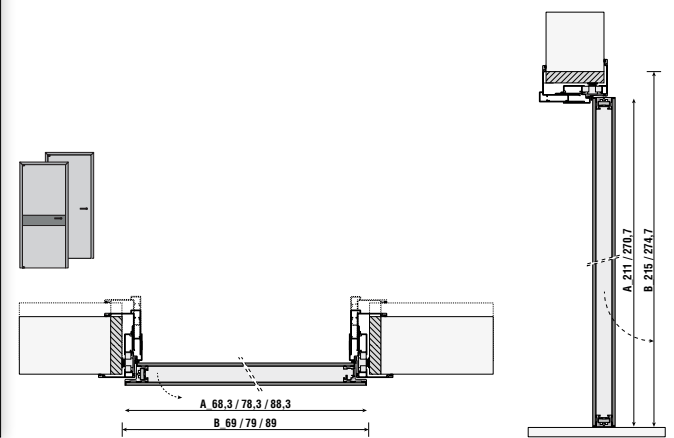
Porta battente

Swing door / Распашная дверь

PORTA BATTENTE CON STIPITE BASIC

Swing door with Basic jamb

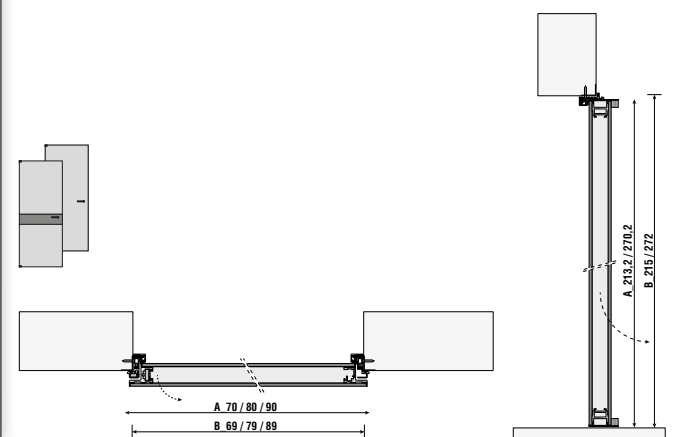
Распашная дверь с дверной коробкой Basic



PORTA BATTENTE CON STIPITE MINI

Swing door with Mini jamb

Распашная дверь с дверной коробкой Mini



A_Modulo / Panel - B_Luce netta falsotelaio / Subframe measurement

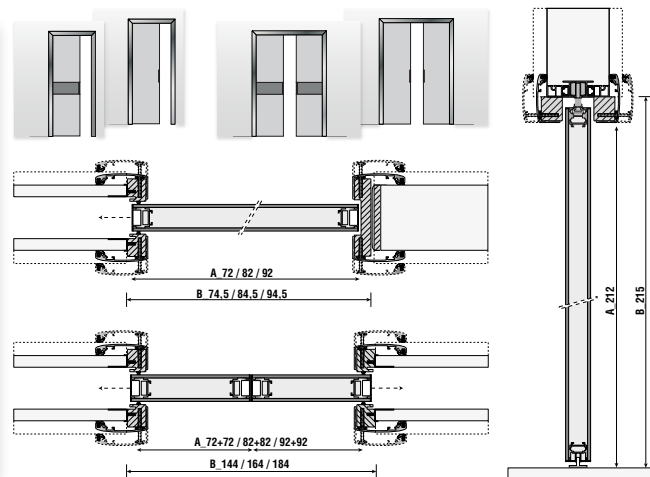
Porta scorrevole a scomparsa

Pocket sliding door / Раздвижная дверь с уходом полотна в стену

PORTA SCORREVOLE A SCOMPARS A CON STIPITE TONDO

Pocket sliding door with round jamb

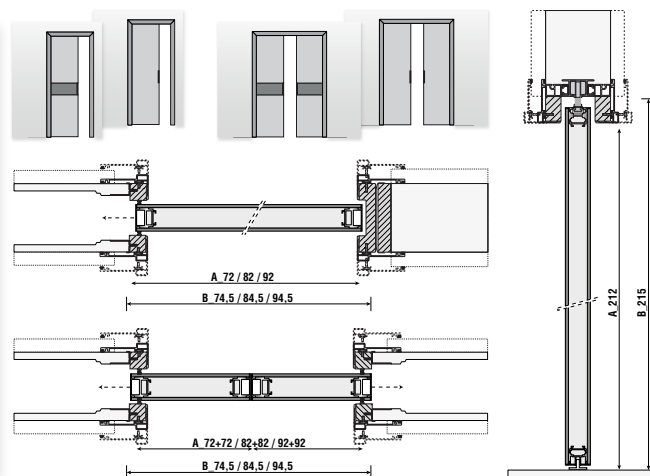
Раздвижная дверь с уходом полотна в стену с круглой дверной коробкой



PORTA SCORREVOLE A SCOMPARS A CON STIPITE PIATTO

Pocket sliding door with flat jamb

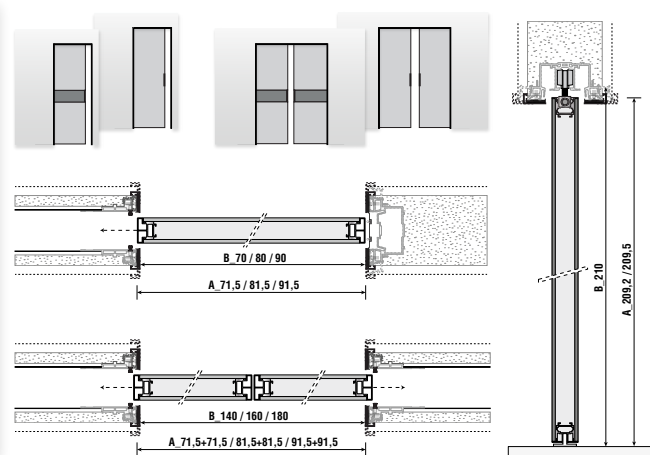
Раздвижная дверь с уходом полотна в стену с плоской дверной коробкой



PORTA SCORREVOLE A SCOMPARS A CON STIPITE FREE

Pocket sliding door with Free jamb

Раздвижная дверь с уходом полотна в стену с дверной коробкой Free



A_Modulo / Panel - B_Luce netta falsoteleio / Subframe measurement



PORTA BATTENTE | SWING DOOR HEADLINE
STIPITE | JAMB MINI
STRUTTURA | STRUCTURE AM MATT ELECTROCOLOUR DARK BROWN ALUMINIUM
PANNELLI | PANELS L4 ECOWOOD EBONY
FASCIA | STRIPE C4 P.3 CAT. "SUEDE" 311



Limited edition

La porta battente, priva di stipiti visibili, disegna nitide campiture sulla parete, senza turbarne la continuità della superficie. La porta battente o i pannelli scorrevoli diventano protagonisti nei progetti dell'habitat contemporaneo.

The swing door, with no visible jambs, traces sharp outlines on the wall without disrupting its surface continuity. The traditional door or sliding panels take center stage in modern living projects.

Распашная дверь без видимых элементов дверной коробки рисует на стене четкие линии, не нарушая целостности поверхности. Распашная дверь или раздвижные панели становятся главными действующими лицами проектов современного интерьера.

平开门，无可见门框，在墙面上清楚画出轮廓，却不阻扰表面的延续感。平开门或滑动面板，成为当代家居项目的主角。

Maniglia Headline

Headline handle / Ручка Headline




Finitura struttura maniglia / Handle structure finish




AC ACCIAIO LUCIDO
AC Bright steel

Chiusura semplice, con nottolino o con chiave / Simple closure, with latch or key.



BR COL.BRONZO SATINATO OPACO
BR Matt Satined Bronze colour



PL COL.PLATINO OPACO
PL Matt platinum colour



AL COL.ALLUMINIO
AL Aluminium colour




AM COL.MORO
AM Dark brown colour

Chiusura semplice, con nottolino o con chiave / Simple closure, with latch or key.

Finiture Headline

Headline sample finishes / Отделка Headline

Struttura e stipite in alluminio / Aluminium structure and jamb



PL PLATINO
OPACO
PL Matt platinum


BR BRONZO
SATINATO OPACO
BR Matt Satined
Bronze

AN ELETTROCOLORE
NERO OPACO
AN Matt
electrocolour black

AM ELETTROCOLORE
MORO OPACO
AM Matt
electrocolour dark
brown

AL ANODIZZATO
NATURALE
AL Natural anodised
aluminium

Struttura e stipite laccato opaco / Matt lacquered structure and jambs



ON BIANCO
ON White

OP CANAPA
OP Canapa

OD CORDA
OD Rope

OU TORTORA
OU Turtle dove

OF CAFFÈ
OF Coffee

OM MOKA
OM Moka

OQ PRUGNA
OQ Prune

OG GRIGIO
CEMENTO
OG Cement grey

OJ GRIGIO
PIOMBO
OJ Lead grey


OR GRANITO
OR Granite

OS GRIGIO
ARDESIA
OS Slate grey

OH BLU NOTTE
OH Night blue

OE NERO
OE Black

Pannello e fascia in vetro temperato verniciato lucido / Panels and stripe with glossy lacquered tempered glass



BL BIANCO
BL White

CP CANAPA
CP Canapa

OY CORDA
OY Rope

TT TORTORA
TT Turtle dove

FF CAFFÈ
FF Coffee

MK MOKA
MK Moka

PR PRUGNA
PR Prune

GC GRIGIO
CEMENTO
GC Cement grey

GP GRIGIO
PIOMBO
GP Lead grey

GN GRANITO
GN Granite

GA GRIGIO
ARDESIA
GA Slate grey

NI BLU NOTTE
NI Night blue

NL NERO
NL Black

Pannello e fascia in vetro temperato verniciato opaco / Panels and stripe with matt lacquered tempered glass



BO BIANCO
BO White

NO CANAPA
NO Canapa

DO CORDA
DO Rope

TO TORTORA
TO Turtle dove

FO CAFFÈ
FO Coffee

MO MOKA
MO Moka

EO PRUGNA
EO Prune

GO GRIGIO
CEMENTO
GO Cement grey

IO GRIGIO
PIOMBO
IO Lead grey


OO GRANITO
OO Granite

AO GRIGIO
ARDESIA
AO Slate grey

UO BLU NOTTE
UO Night blue

RO NERO
RO Black

Pannello e fascia in vetro verniciato decorato "Vienna" / Panels and stripe with "Vienna" decorated lacquered glass



V1 BIANCO
V1 White

V7 CANAPA
V7 Canapa

V0 CORDA
V0 Rope

V8 TORTORA
V8 Turtle dove

VB CAFFÈ
VB Coffee

V4 MOKA
V4 Moka

VC PRUGNA
VC Prune

V9 GRIGIO
CEMENTO
V9 Cement grey

VD GRIGIO
PIOMBO
VD Lead grey


VE GRANITO
VE Granite

VA GRIGIO
ARDESIA
VA Slate grey

VG BLU NOTTE
VG Night blue


V2 NERO
V2 Black

Pannello e fascia in vetro verniciato decorato "Welton" / Panels and stripe with "Welton" decorated lacquered glass



WB BIANCO WB White	WC CANAPA WC Canapa	WO CORDA WO Rope	WT TORTORA WT Turtle dove	WE CAFFÈ WE Coffee	WM MOKA WM Moka	WP PRUGNA WP Prune	WG GRIGIO CEMENTO WG Cement grey	WI GRIGIO PIOMBO WI Lead grey	WD GRANITO WD Granite	WA GRIGIO ARDESIA WA Slate grey	WH BLU NOTTE WH Night blue	WN NERO WN Black
------------------------------	-------------------------------	----------------------------	-------------------------------------	------------------------------	---------------------------	------------------------------	--	---	---------------------------------	---	--------------------------------------	----------------------------

Pannello e fascia in vetro acidato retroverniciato decoro "Doral" / Panels and stripe with "Doral" frosted back-painted lacquered glass




LB BIANCO LB White	LC CANAPA LC Canapa	LO CORDA LO Rope	LT TORTORA LT Turtle dove	LE CAFFÈ LE Coffee	LM MOKA LM Moka	LP PRUGNA LP Prune	LG GRIGIO CEMENTO LG Cement grey	LI GRIGIO PIOMBO LI Lead grey	LD GRANITO LD Granite	LA GRIGIO ARDESIA LA Slate grey	LH BLU NOTTE LH Night blue	LN NERO LN Black
------------------------------	-------------------------------	----------------------------	-------------------------------------	------------------------------	---------------------------	------------------------------	--	---	---------------------------------	---	--------------------------------------	----------------------------

Pannello e fascia in specchio decorato / Panels and stripe with decorated mirror




VF VIENNA SPECCHIO FUMÈ VF Vienna smoky mirror	AB VIENNA SPECCHIO BRONZO AB Vienna bronze mirror	WX WELTON BRONZO WX Welton bronze	WF WELTON FUMÈ WF Welton smoky	LX DORAL BRONZO ACIDATO LX Doral bronze	LF DORAL FUMÈ ACIDATO LF Doral smoky
--	---	---	--	---	--

Pannello vetro acidato / Panels with frosted glass




ON ACIDATO NEUTRO TEMPERATO ON Tempered frosted neutral	OD ACIDATO BRONZO TEMPERATO OD Tempered frosted bronze	OI ACIDATO GRIGIO TEMPERATO OI Tempered frosted grey
---	--	--

Pannello e fascia in specchio / Panels and stripe with mirror




SP SPECCHIO NATURALE SP Mirror	SB SPECCHIO BRONZO SB Bronze mirror	FU SPECCHIO FUMÈ FU Smoky mirror	AA SPECCHIO ACIDATO BRONZO AA Frosted bronze mirror	AF SPECCHIO ACIDATO FUMÈ AF Frosted smoky mirror
--	---	--	---	--

Pannello in vetro riflettente / Panels with reflective glass




SS STOP SOL BRONZO SS Stop Sol bronze	SG STOP SOL GREY SG Stop Sol grey
---	---

Pannello e fascia in legno laccato opaco a poro aperto / Panels and stripe with matt lacquered open pore finish



BC BIANCO BC White	CN CANAPA CN Canapa	B2 CORDA B2 Rope	TU TORTORA TU Turtle dove	FE CAFFÈ FE Coffee	MA MOKA MA Moka	PG PRUGNA PG Prune	CE GRIGIO CEMENTO CE Cement grey	GM GRIGIO PIOMBO GM Lead grey	GT GRANITO GT Granite	DE GRIGIO ARDESIA DE Slate grey	NH BLU NOTTE NH Night blue	NE NERO NE Black	PO LACCATO COLORE (RAL) PO Customer colour (RAL)
------------------------------	-------------------------------	----------------------------	-------------------------------------	------------------------------	---------------------------	------------------------------	--	---	---------------------------------	---	--------------------------------------	----------------------------	--

Pannelli e fascia in essenza legno / Panels and stripe with wooden veneer



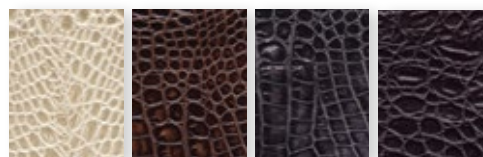
L9 SUCUPIRA
LUXURY OPACO
L9 Matt Luxury
Sucupira

L4 ECOWOOD
EBANO
L4 EcoWood
ebony

L8 ECOWOOD
ROVERE MORO
L8 EcoWood dark
brown oak

L1 ECOWOOD
NOCE CANALETTO
L1 EcoWood
Canaletto walnut

Pannelli e fascia in pelle cat. "Cocco Deluxe" e "Cocco Special" / Panels and stripe with leather cat. "Cocco Deluxe" and "Cocco Special"




K1 P.18 COCCO
DELUXE AVORIO
848
K1 P.18 Cocco
Deluxe ivory 848

K2 P.18 COCCO
DELUXE TESTA DI
MORO 748
K2 P.18 Cocco
Deluxe Dark Brown
748

K3 P.18
COCCO DELUXE
ANTRACITE 746
K3 P.18 Cocco
Deluxe Charcoal
746

KS P.15 SPECIAL
COCCO 105
KS P.15 Special
Cocco 105

Pannelli e fascia in pelle lucida cat. "Supreme" / Panels and stripe with glossy leather cat. "Supreme"



S1 P.6 SUPREME
LATTE 1015
S1 P.6 Supreme
milk 1015

S2 P.6 SUPREME
SABBIA 1013
S2 P.6 Supreme
sand 1013


S3 P.6 SUPREME
SUGHERO 1010
S3 P.6 Supreme
Cork 1010

S4 P.6 SUPREME
MOGANO 1001
S4 P.6 Supreme
mahogany 1001

S5 P.6 SUPREME
CASTAGNO 1002
S5 P.6 Supreme
chestnut 1002

S6 P.6 SUPREME
MORO 1004
S6 P.6 Supreme
dark brown 1004

Pannelli e inserti maniglia in pelle cat. "Soffio" / Panels and handle insert with leather cat. "Soffio"



HA P.6 SOFFIO
CANAPA 5004
HA P.6 Soffio
canapa 5004

HB P.6 SOFFIO
CORDA 5005
HB P.6 Soffio rope
5005


HC P.6 SOFFIO
TAUPE 5007
HC P.6 Soffio
taupe 5007

HD P.6 SOFFIO
MORO 5003
HD P.6 Soffio dark
brown 5003

HE P.6 SOFFIO
MOGANO 5013
HE P.6 P.6 Soffio
mahogany 5013

HF P.6 SOFFIO
GRIGIO SCURO
5014
HF P.6 Soffio dark
grey 5014

Pannelli e fascia in camoscio cat. "Suede" / Panels and handle insert with suede cat. "Suede"



C3 P.3 SUEDE
CIPRIA 120
C3 P.3 Suede
powder 120

C6 P.3 SUEDE
SABBIA 0111
C6 P.3 Suede sand
0111

C4 P.3 SUEDE
TORTORA 311
C4 P.3 Suede turtle
dove 311

C5 P.3 SUEDE
TESTA DI MORO
3085
C5 P.3 Suede dark
brown 3085

C8 P.3 SUEDE
GRIGIO GHIACCIO
08085
C8 P.3 Suede ice
grey 08085

C7 P.3 SUEDE
GRIGIO 1011
C7 P.3 Suede grey
1011

RG P.3 SUEDE
ROYAL GREY
08051
RG P.3 Suede
Royal Grey 08051

CB P.3 SUEDE
TAUPE 510108
CB P.3 Suede
taupe 510108

C1 P.3 SUEDE
MUSCHIO 640173
C1 P.3 Suede musk
640173

CM P.3 SUEDE
BORGOGNA
370050
CM P.3 Suede
borgogna 370050

C9 P.3 SUEDE
BLU 714
C9 P.3 Suede
blue 714

C1 P.3 SUEDE
NERO 811
C1 P.3 Suede
black 811

C2 P.3 SUEDE
AZZURRO 719
C2 P.3 Suede light
blue 719

Metallo e decoro Art (solo per la fascia centrale) / Metal and Art design (only for central stripe)




AC ACCIAIO
LUCIDO
AC Bright steel

AD ACCIAIO
BRONZATO
OPACO
AD Mat bronze
steel

AG ART BIANCO
GESSO
AG Art chalk white

Per fascia centrale su richiesta dal campionario
pelli Loveluxe e cashmere Loro Piana Interiors®
For central stripe on request from Loveluxe leather
sample box and Loro Piana Interiors® cashmere...



... and many more



SPARK

Boundless versatility

Leggerezza e raffinata eleganza sono i tratti comuni nelle soluzioni proposte dal sistema Spark. Le sottili ma robuste strutture in alluminio anodizzato naturale, in elettrocolore moro o rivestite in essenza, contengono vetri stratificati conformi alle norme di sicurezza e temperati con esclusivi decori personalizzati. Spark è disponibile nelle tre tipologie estetiche: 4 riquadri, 2 riquadri e a specchiatura intera.

Lightness and refined elegance are the common features of solutions offered by the Spark system. The thin but sturdy structures in natural anodised aluminium, in electrocolour dark brown or wood veneer, contain tempered laminated glass compliant with safety standards and adorned with exclusive personalised decorations. Spark comes in the following three aesthetic typologies: 4 panes, 2 panes, and full-size glass.

Легкость и изысканная элегантность – общие черты решений, предлагаемых системой Spark. Тонкие, но прочные конструкции из алюминия с натуральной анодированной отделкой, темно-коричневой электроокраской или облицованные деревом, содержат многослойное и закаленное стекло, отвечающее стандартам безопасности и украшенное эксклюзивным персонализированным декором. Система Spark выпускается в трех вариантах: 4 панели, 2 панели и цельное стекло.

轻柔与精致的优雅，是Spark系统解决方案的特色。细薄却坚固的结构以原色阳极氧化铝，电解深棕色或外覆木材的样貌展现。内夹带个性化装饰，符合安全标准并经过强化处理的夹层玻璃。Spark推出三种样式：4格，2格以及整面镜面样式。



MODULI SCORREVOLI | SLIDING PANELS SPARK
STRUTTURA | STRUCTURE AM MATT ELECTROCOLOUR DARK BROWN ALUMINIUM
PANNELLI | PANELS CA CACAO SATIN GLASS

237 VOL. V



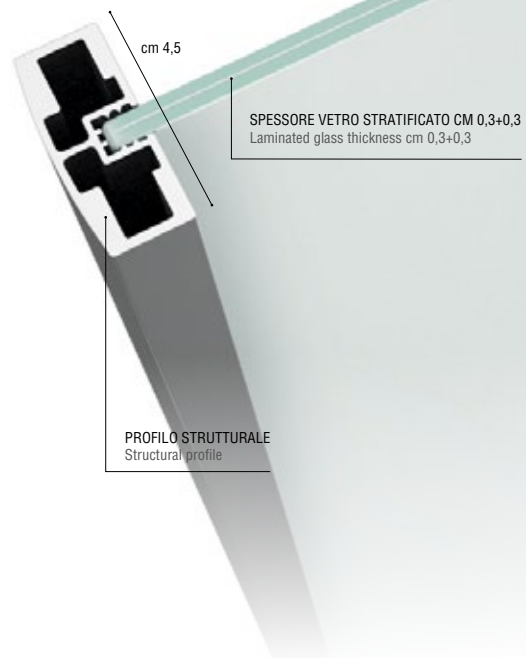
MODULI SCORREVOLI | **SLIDING PANELS SPARK**
STRUTTURA | **STRUCTURE 12 BRIGHT ELECTROCOLOUR DARK BROWN ALUMINIUM**
PANNELLI | **PANELS BB NICKEL BLAIZE BRONZE GLASS**

LIVING

INSIDE-OUT











MODULI SCORREVOLI | SLIDING PANELS SPARK
STRUTTURA | STRUCTURE BR MATT SATINED BRONZE
PANNELLI | PANELS EB TOBACCO EXNER BRONZE GLASS
BOISERIE ENDLESS | ENDLESS BOISERIE RG P.3 CAT. "SUEDE" 08051

243 VOL. V





Sistemi di scorrimento

Sliding systems / Системы скольжения

TRAVI DI SCORRIMENTO A SOFFITTO CON MASCHERINA 1 VIA

One way ceiling sliding rails with visible closing cover

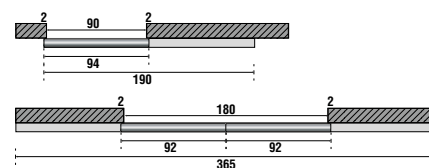
Потолочные рельсы скольжения с накладкой 1-путные



TRAVI DI SCORRIMENTO AD INCASSO A SOFFITTO A 1 VIA

One way ceiling built-in sliding rails


Встраиваемые потолочные рельсы скольжения 1-путные



TRAVI DI SCORRIMENTO A SOFFITTO CON MASCHERINA 2 VIE

Two way ceiling sliding rails with visible closing cover

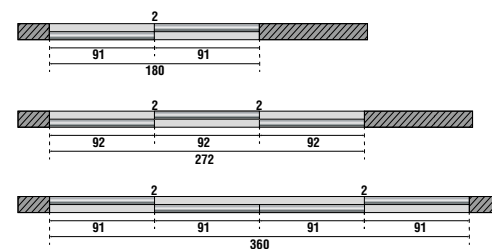

Потолочные рельсы скольжения с накладкой 2-путные



TRAVI DI SCORRIMENTO AD INCASSO A SOFFITTO A 2 VIE

Two way ceiling built-in sliding rails


Встраиваемые потолочные рельсы скольжения 2-путные



TRAVI DI SCORRIMENTO A SOFFITTO CON MASCHERINA 3 VIE

Three way ceiling sliding rails with visible closing cover

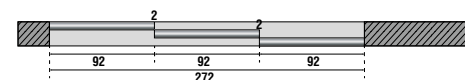

Потолочные рельсы скольжения с накладкой 3-путные



TRAVI DI SCORRIMENTO AD INCASSO A SOFFITTO A 3 VIE

Three way ceiling built-in sliding rails

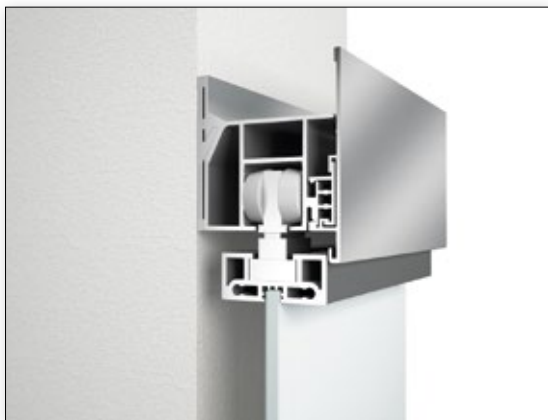
Встраиваемые потолочные рельсы скольжения 3-путные



TRAVI DI SCORRIMENTO A PARETE CON MASCHERINA 1 VIA

One way wall sliding rails with visible closing cover

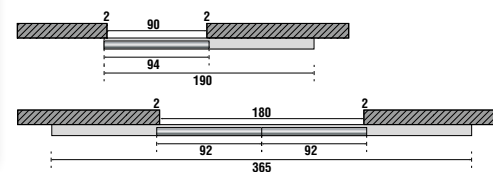
Настенные рельсы скольжения с накладкой 1-путные



TRAVI DI SCORRIMENTO A PARETE AD INCASSO 1 VIA

One way wall built-in sliding rails


Встраиваемые настенные рельсы скольжения 1-путные



TRAVI DI SCORRIMENTO A PARETE CON MASCHERINA 2 VIE

Two way wall sliding rails with visible closing cover

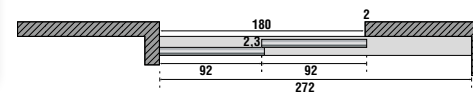

Настенные рельсы скольжения с накладкой 2-путные



TRAVI DI SCORRIMENTO A PARETE AD INCASSO 2 VIE

Two way wall built-in sliding rails

Встраиваемые Настенные Рельсы Скольжения 2-Путные







Eco wood

I profili in alluminio sono rivestiti da un'impiallacciatura di legno multilaminare che garantisce uniformità cromatica costante nel tempo ma soprattutto agisce nel massimo rispetto del territorio: le essenze selezionate e certificate provengono da foreste con gestione a basso impatto ambientale.

Aluminium profiles are veneered in multi-laminate wood that guarantees uniform colour. The veneer will not fade, and is environmentally friendly; the woods come from certified low impact forests.

Алюминиевые профили имеют отделку из многослойного шпона, обеспечивающего не только не изменяющуюся во времени равномерность цвета, но и, прежде всего – максимальную охрану территории, т. к. используются породы дерева из сертифицированных лесов с экологическим управлением.

铝材边框外覆多层木贴面板，以确保长时间保有色彩均匀的特色，此外也做到环保尊重领土：选用的木材皆经过认证，源自在管理上对环境造成低冲击的森林。



MODULI SCORREVOLI | *SLIDING PANELS SPARK*
STRUTTURA | *STRUCTURE PL MATT PLATINUM ALUMINIUM*
PANNELLI | *PANELS NL GLOSSY LACQUERED LAMINATED BLACK GLASS*

252 VOL. V



LIVE YOUR
SPACE





MODULI SCORREVOLI | SLIDING PANELS SPARK
STRUTTURA | STRUCTURE AM MATT ELECTROCOLOUR DARK BROWN ALUMINIUM
PANNELLI | PANELS SS STOP SOL BRONZE

255 VOL V



Welton design

Vetro con decoro satinato realizzato in esclusiva per Naurelle. Pattern dal gusto classico, una fusione di eleganza e purezza.

Glass with satin decoration, made exclusively for Naurelle. A classic pattern that combines elegance and purity.

Стекло с сатиновым декором, реализованным эксклюзивно для Naurelle. Узор в классическом стиле, союз элегантности и чистоты.

专为Naurelle特制，带缎面装饰的玻璃。图纹展现古典品味，是优雅与纯净的融合。



PORTA SCORREVOLE A SCOMPARSA | POCKET SLIDING DOOR SPARK
STIPITE | JAMB ROUND
STRUTTURA | STRUCTURE AL NATURAL ALUMINIUM
PANNELLI | PANELS ON FROSTED NEUTRAL

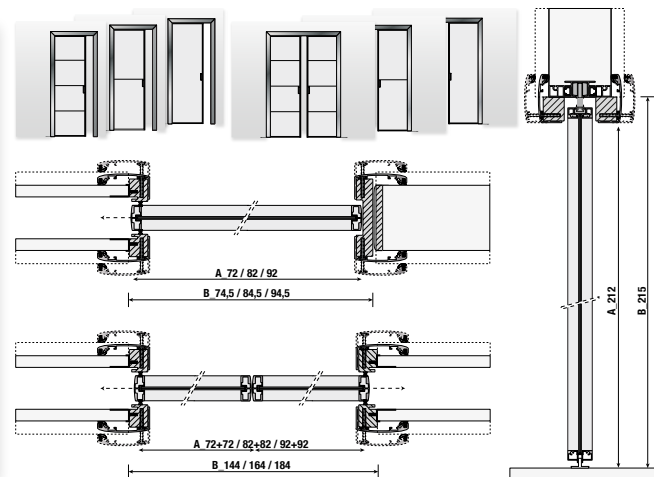
Porta scorrevole a scomparsa

Pocket sliding door / Раздвижная дверь с уходом полотна в стену

PORTA SCORREVOLE A SCOMPARSA CON STIPITE TONDO

Pocket sliding door with round jamb

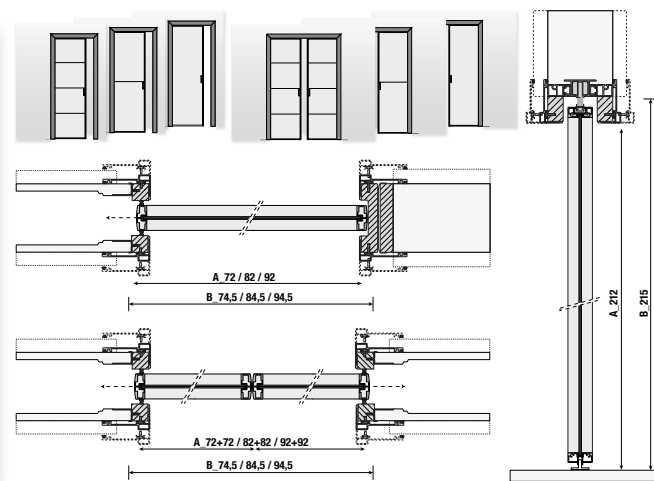
Раздвижная дверь с уходом полотна в стену с круглой дверной коробкой



PORTA SCORREVOLE A SCOMPARSA CON STIPITE PIATTO

Pocket sliding door with flat jamb

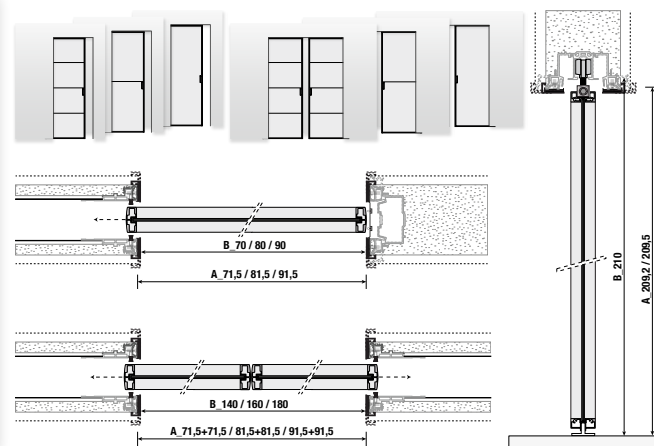
Раздвижная дверь с уходом полотна в стену с плоской дверной коробкой



PORTA SCORREVOLE A SCOMPARSA CON STIPITE FREE

Pocket sliding door with Free jamb

Раздвижная дверь с уходом полотна в стену с дверной коробкой Free



A_Modulo / Panel - B_Luce netta falsotelaio / Subframe measurement



PORTA BATTENTE | *SWING DOOR SPARK*
STIPITE | *JAMB FILOMURO*
STRUTTURA | *STRUCTURE AM MATT ELECTROCOLOUR DARK BROWN ALUMINIUM*
PANNELLI | *PANELS SS STOP SOL BRONZE*

140 X 200 V



Delicate touch

L'attenzione al dettaglio si coniuga con l'uso di materiali esclusivi. Essenze lignee come il Sucupira Luxury, Noce Canaletto e l'Ebano ampliano la gamma di finiture del sistema Land: è la conoscenza dei materiali che richiede la giusta tecnica nel trattamento di un legno che sa seguire con naturalezza le sue venature.


Attention to detail combines with the use exclusive materials. Woods like Luxury Sucupira, Canaletto walnut and Ebony expand the range of finishes available for the Land series. In-depth knowledge of materials is needed to use the right woodworking technique to follow its grain in a natural way.

Внимание к деталям сочетается с использованием эксклюзивных материалов. Древесные породы, такие как Сукупира роскошь, орех Canaletto и эбеновое дерево, дополняют гамму отделок системы Land. Глубокое знание материалов позволяет использовать правильные методы обработки дерева, естественным образом повторяющие его текстуру.


关注所有细节与使用独特材料相结合。精华木材，如Luxury黑金檀，黑核桃木与乌木，扩展了Land系统的面饰系列：是清楚了解木材并自然地循着木材纹路，以正确技术进行处理的结果。



A1 1100 SABBIA
A1 1100 Sand



A2 4900 CORDA
A2 4900 Rope




A3 5141 MARRONE
A3 5141 Brown



A4 4078 GRIGIO CHIARO
A4 4078 Light grey



A5 6404 GRIGIO
ARDESIA
A5 6404 Slate grey



A6 9901 NERO
A6 9901 Black





PORTA BATTENTE | SWING DOOR SPARK
STIPITE | JAMB FLAT
STRUTTURA | STRUCTURE 12 BRIGHT ELECTROCOLOUR DARK BROWN ALUMINIUM
PANNELLI | PANELS WZ WELTON SATIN TEMPERED BRONZE




Glass design

Eleganti toni di satinature e trasparenze disponibili nei colori: bronzo, grigio e neutro.


Elegant shades of frosted and transparent glass available in bronze, grey and neutral color.

Элегантные оттенки сатинированных и прозрачных стекол: бронзовый, серый и нейтральный.

优雅的面与透明色调，可选：铜色，灰色，无色。



V5 VIENNA SATINATO NEUTRO
TEMPERATO
V5 Vienna frosted tempered
neutral



46 VIENNA SATINATO GRIGIO
TEMPERATO
46 Vienna frosted tempered grey



47 VIENNA SATINATO BRONZO
TEMPERATO
47 Vienna frosted tempered
bronze




DL DURINI SATINATO NEUTRO
TEMPERATO
DL Durini frosted tempered
neutral




DG DURINI SATINATO GRIGIO
TEMPERATO
DG Durini frosted tempered grey




DB DURINI SATINATO BRONZO
TEMPERATO
DB Durini frosted tempered
bronze




WU WELTON SATINATO
NEUTRO TEMPERATO
WU Welton frosted tempered
neutral



WR WELTON SATINATO GRIGIO
TEMPERATO
WR Welton frosted tempered
grey




WZ WELTON SATINATO
BRONZO TEMPERATO
WZ Welton frosted tempered
bronze



LU DORAL SATINATO NEUTRO
TEMPERATO
LU Doral frosted tempered
neutral



LR DORAL SATINATO GRIGIO
TEMPERATO
LR Doral frosted tempered grey



LZ DORAL SATINATO BRONZO
TEMPERATO
LZ Doral frosted tempered
bronze



Doral design

I due decori Doral e Welton sono proposti in diverse varianti di colore e trasparenze. Riflessi che donano qualcosa di etereo sospeso tra l'antico e il moderno.

The two decorations Welton and Doral are presented in different colours and levels of transparency. Reflections that lend a hint of something ethereal suspended between the ancient and the modern.

Два декора Doral и Welton предлагаются в различных цветовых вариантах, с многочисленными прозрачными эффектами. Отблески, придающие нечто воздушное, находящееся на полпути между древним и современным.

Doral与Welton两款装饰备有不同的色彩或透明样式。赋予的反射效果，展现一种悬于古老与现代的空灵感。



PORTA BATTENTE | SWING DOOR SPARK
STIPITE | JAMB FLAT
STRUTTURA | STRUCTURE BR MATT SATINED BRONZE
PANNELLO | PANEL LZ DORAL SATIN TEMPERED BRONZE
BOISERIE ENDLESS | ENDLESS BOISERIE C4 P.3 CAT. "SUEDE" 311



Fabric design

Interni personalizzati ad alto contenuto decorativo: una risorsa esclusiva per un'eleganza senza tempo ed una versatilità progettuale unica. Nuove trasparenze dai colori neutri, il vetro stratificato racchiude un leggero tessuto dalla fitta trama e dal tratteggio delicato.

Interiors personalised with a high decorative content: an exclusive source of timeless elegance and a unique design versatility. New transparent glass in neutral colours. The laminated glass contains a light fabric with a tight weave and a delicate pattern.

Индивидуальные интерьеры с высокой декоративной составляющей: эксклюзивное средство для создания элегантности, неподвластной времени, и уникальная гибкость дизайна. Новые прозрачные эффекты нейтральных оттенков. Многослойное стекло содержит легкую ткань с плотной текстурой и тонкой штриховкой.

备有高等装饰的个性化内饰：是拥有永恒优雅与通用独特设计的独特资源。全新的无色透明样式，将具有细密织纹与雅致线条的轻薄面料整合在此夹层玻璃中。



BI BLAIZE BIANCO VETRO
NEUTRO
BI Blaize white neutral glass



BN BLAIZE NICKEL VETRO
NEUTRO
BN Blaize nickel neutral glass



BF BLAIZE NICKEL VETRO FUMÈ
BF Blaize nickel smoky glass



BB BLAIZE NICKEL VETRO
BRONZO
BB Blaize nickel bronze glass



ET EXNER TABACCO VETRO
NEUTRO
ET Exner tobacco neutral glass



EN EXNER TAUPÉ VETRO
NEUTRO
EN Exner taupe neutral glass



EF EXNER TABACCO VETRO
FUMÈ
EF Exner tobacco smoky glass



EB EXNER TABACCO VETRO
BRONZO
EB Exner tobacco bronze glass



PORTA BATTENTE | SWING DOOR SPARK
STIPITE | JAMB FILOMURO
STRUTTURA | STRUCTURE AL NATURAL ALUMINIUM
PANNELLO | PANEL TT GLOSSY LACQUERED LAMINATED TURTLE DOVE GLASS

477 000 00



PORTA BATTENTE | *SWING DOOR SPARK*
STIPE | *JAMB ROUND*
STRUTTURA | *STRUCTURE AM MATT ELECTROCOLOUR DARK BROWN ALUMINIUM*
PANNELLO | *PANEL OD SATIN BRONZE GLASS*

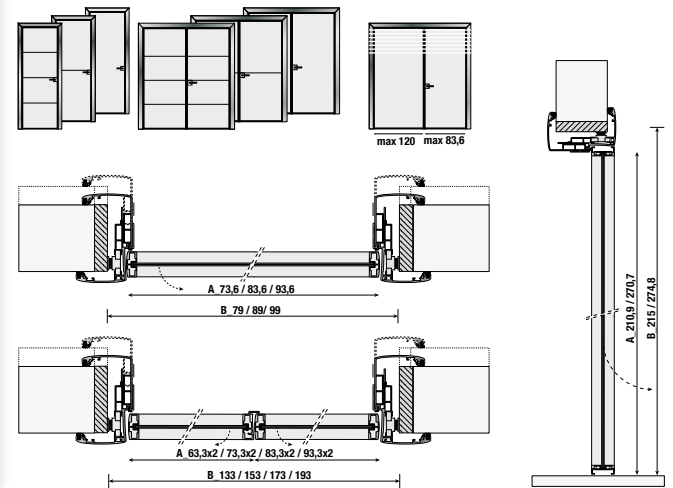
Porta battente

Swing door / Распашная дверь

PORTA BATTENTE CON STIPITE TONDO

Swing door with round jamb

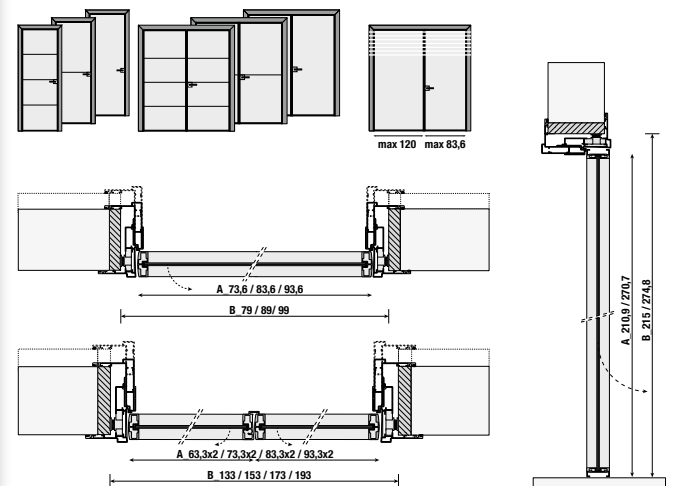
Распашная дверь с круглой дверной коробкой



PORTA BATTENTE CON STIPITE PIATTO

Swing door with flat jamb

Распашная дверь с плоской дверной коробкой



A_Modulo / Panel - B_Luce netta falsotelaio / Subframe measurement



PORTA BATTENTE | SWING DOOR **SPARK**
STIPITE | JAMB **FILMURÒ**
STRUTTURA | STRUCTURE **AL NATURAL ALUMINIUM**
PANNELLO | PANEL **ON FROSTED NEUTRAL**

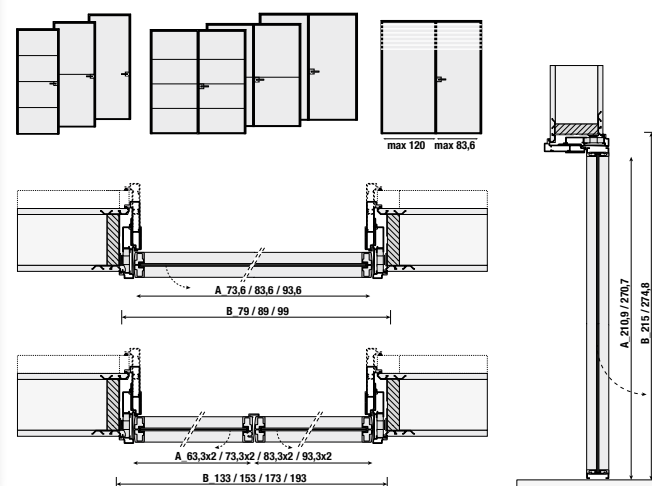
Porta battente

Swing door / Распашная дверь

PORTA BATTENTE CON STIPITE SMALL

Swing door with Small jamb

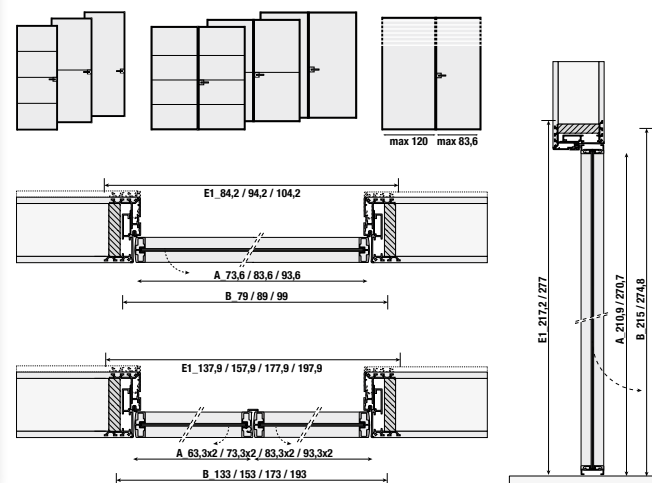
Распашная дверь с дверной коробкой Small



PORTA BATTENTE CON STIPITE FILOMURO

Swing door with Filomuro jamb

Распашная дверь с дверной коробкой Filomuro



A_Modulo / Panel - B_Luce netta falsotelaio / Subframe measurement



PORTA BATTENTE | *SWING DOOR SPARK*
STIPITE | *JAMB FILOMURO*
STRUTTURA | *STRUCTURE AL NATURAL ALUMINIUM*
PANNELLO | *PANEL BL GLOSSY LACQUERED LAMINATED WHITE GLASS*


Maniglia Spark

Spark handle / Pyuka Spark




Serratura magnetica. Chiusura con nottolino o con chiave / Magnetic lock. Simple closure, with latch or key.

Finitura struttura maniglia / Handle structure finish




BR COL BRONZO SATINATO OPACO
BR Matt Satined Bronze colour



AM COL MORO
AM Dark brown colour



AL COL ALLUMINIO
AL Aluminium colour




PL COL PLATINO OPACO
PL Matt platinum colour

Finiture Spark

Spark sample finishes / Отделка Spark

Struttura e stipiti in alluminio o rivestiti in legno / Aluminium or wooden structure and jambs



PL PLATINO OPACO
PL Matt platinum


BR BRONZO SATINATO OPACO
BR Matt Satined Bronze

I2 ELETTROCOLORE MORO BRILLANTE
I2 Bright electrocolour dark brown

AL ANODIZZATO NATURALE
AL Natural anodised aluminium

AMELETROCOLORE MORO OPACO
AM Matt electrocolour dark brown

Struttura e stipite TONDO rivestito in legno / Structure and ROUND jamb covered in wood



L8 ECOWOOD ROVERE MORO
L8 EcoWood dark brown oak

L4 ECOWOOD EBANO
L4 EcoWood ebony

L1 ECOWOOD NOCE CANALETTO
L1 EcoWood Canaletto walnut

L9 SUCUPIRA LUXURY OPACO
L9 Matt Luxury Sucupira

Struttura e stipiti laccati opachi / Matt lacquered structure and jambs



ON BIANCO
ON White

OP CANAPA
OP Canapa

OD CORDA
OD Rope

OU TORTORA
OU Turtle dove

OF CAFFÈ
OF Coffee

OM MOKA
OM Moka

OQ PRUGNA
OQ Prune

OG GRIGIO CEMENTO
OG Cement grey

OJ GRIGIO PIOMBO
OJ Lead grey


OR GRANITO
OR Granite

OS GRIGIO ARDESIA
OS Slate grey

OH BLU NOTTE
OH Night blue

OE NERO
OE Black

Stipite TONDO rivestito in Alcantara® / ROUND jamb covered in Alcantara®



A1 1100 SABBIA
A1 1100 Sand

A2 4900 CORDA
A2 4900 Rope


A3 5141 MARRONE
A3 5141 Brown

A4 4078 GRIGIO CHIARO
A4 4078 Light grey

A5 6404 GRIGIO ARDESIA
A5 6404 Slate grey

A6 9901 NERO
A6 9901 Black

Pannelli in vetro stratificato verniciato lucido / Panels with glossy lacquered laminated glass



BL BIANCO
BL White

CP CANAPA
CP Canapa

OY CORDA
OY Rope

TT TORTORA
TT Turtle dove

FF CAFFÈ
FF Coffee

MK MOKA
MK Moka

PR PRUGNA
PR Prune

GC GRIGIO CEMENTO
GC Cement grey

GP GRIGIO PIOMBO
GP Lead grey


GN GRANITO
GN Granite

GA GRIGIO ARDESIA
GA Slate grey

NI BLU NOTTE
NI Night blue

NL NERO
NL Black

Pannelli in vetro trasparente / Panels with transparent glass




OT TRASPARENTE STRATIFICATO
OT Transparent laminated

TB BRONZO TEMPERATO
TB Tempered bronze

TR GRIGIO TEMPERATO
TR Tempered grey

FD DARK FUMÉ TEMPERATO
FD Tempered Dark smoky

Pannelli in vetro riflettente / Panels with reflective glass



SS STOP SOL BRONZO
SS Stop Sol bronze

SG STOP SOL GREY
SG Stop Sol grey

Pannelli in specchio / Panels with mirror




SP SPECCHIO NATURALE
SP Mirror

Pannelli in vetro satinato / Panels with frosted glass




ON ACIDATO NEUTRO STRATIFICATO ON Laminated frosted neutral	OD ACIDATO BRONZO TEMPERATO OD Tempered frosted bronze	OI ACIDATO GRIGIO TEMPERATO OI Tempered frosted grey	OG ACIDATO DARK GREY TEMPERATO OG Tempered frosted dark grey	GF GRAFITE STRATIFICATO GF Laminated graphite	CA CACAO STRATIFICATO CA Laminated cacao	GH GHIACCIO STRATIFICATO GH Laminated ice
--	---	---	---	--	---	--

Pannelli in vetro satinato decorato / Panels with decorated frosted glass



V5 VIENNA SATINATO NEUTRO TEMPERATO V5 Vienna frosted tempered neutral	46 VIENNA SATINATO GRIGIO TEMPERATO 46 Vienna frosted tempered grey	47 VIENNA SATINATO BRONZO TEMPERATO 47 Vienna frosted tempered bronze	DL DURINI SATINATO NEUTRO TEMPERATO DL Durini frosted tempered neutral	DG DURINI SATINATO GRIGIO TEMPERATO DG Durini frosted tempered grey	DB DURINI SATINATO BRONZO TEMPERATO DB Durini frosted tempered bronze	WU WELTON SATINATO NEUTRO TEMPERATO WU Welton frosted tempered neutral	WR WELTON SATINATO GRIGIO TEMPERATO WR Welton frosted tempered grey	WZ WELTON SATINATO BRONZO TEMPERATO WZ Welton frosted tempered bronze	LU DORAL SATINATO NEUTRO TEMPERATO LU Doral frosted tempered neutral	LR DORAL SATINATO GRIGIO TEMPERATO LR Doral frosted tempered grey	LZ DORAL SATINATO BRONZO TEMPERATO LZ Doral satin tempered bronze
---	--	--	---	--	--	---	--	--	---	--	--

Pannelli in vetro tessuto / Panels with fabric glass



BI BLAIZE BIANCO VETRO NEUTRO BI Blaize white neutral glass	BN BLAIZE NICKEL VETRO NEUTRO BN Blaize nickel neutral glass	BF BLAIZE NICKEL VETRO FUMÉ BF Blaize nickel smoky glass	BB BLAIZE NICKEL VETRO BRONZO BB Blaize nickel bronze glass	ET EXNER TABACCO VETRO NEUTRO ET Exner tobacco neutral glass	EN EXNER TAUPE VETRO NEUTRO EN Exner taupe neutral glass	EF EXNER TABACCO VETRO FUMÉ EF Exner tobacco smoky glass	EB EXNER TABACCO VETRO BRONZO EB Exner tobacco bronze glass
--	---	---	--	---	---	---	--



ALLEY

Distinctive shapes

Una collezione di porte e sistemi scorrevoli dal lusso internazionale, attenta al dettaglio e alle finiture. Vanta materiali eleganti applicati a forme pure e caratterizzanti. Realizzata per incontrare, insieme alla boiserie Heritage, le più varie esigenze di progetto completamente su misura.

A collection of doors and sliding partitions with international appeal and carefully selected details and finishes. Elegant materials applied to pure, distinctive forms. Created to respond to the most diverse customised project needs, along with the Heritage boiserie.

Коллекция дверей и раздвижных систем, отличающаяся международной роскошью, вниманием к деталям и отделке, в которой элегантные материалы сочетаются с чистыми и особыми формами. Коллекция создана для удовлетворения вместе с буазери Heritage самых разнообразных потребностей проектов, реализуемых полностью по индивидуальному заказу.

展现国际级奢侈气度的门与滑动系统系列，备有精心制作的细节与面饰。拥有优雅材料和独具特色的纯净外型。专为，搭配Heritage护壁板，响应各种完全量身定制的设计需求而设计。



MODULI SCORREVOLI | SLIDING PANELS ALLEY
STRUTTURA | STRUCTURE WHITE LACQUERED
PROFILI ALLUMINIO | ALUMINIUM PROFILES DC BRIGHT GOLD
INSERTO IN VETRO | GLASS PANES SS STOP SOL BRONZE
INSERTI MANGLIA | HANDLE INSERT OA BRASS FUSION





MODULI SCORREVOLI | SLIDING PANELS **ALLEY**
STRUTTURA | STRUCTURE **WHITE LACQUERED**
PROFILI ALLUMINIO | ALUMINIUM PROFILES **0C BRIGHT GOLD**
INSERTO IN VETRO | GLASS PANES **SS STOP SOL BRONZE**
INSERTI MANIGLIA | HANDLE INSERT **0A BRASS FUSION - 0I IVORY ONYX**







MODULI SCORREVOLI | *SLIDING PANELS* **ALLEY**
 STRUTTURA | *STRUCTURE* **DARK STAINED MAHOGANY**
 PROFILI ALLUMINIO | *ALUMINIUM PROFILES* **12 BRIGHT ELECTROCOLOUR DARK BROWN**
 INSERTO IN VETRO | *GLASS PANES* **SS STOP SOL BRONZE**
 INSERTI MANIGLIA | *HANDLE INSERT* **ED ELEGANT BROWN MARBLE - K2 P.18 CAT. "COCCO DELUXE" 748**



Sistemi di scorrimento

Sliding systems / Системы скольжения

TRAVI DI SCORRIMENTO A SOFFITTO CON MASCHERINA SAGOMATA IN LEGNO 1 VIA

One way ceiling sliding rails with wooden shaped visible closing cover
Потолочные рельсы скольжения с деревянной профилированной накладкой 1-путные



TRAVI DI SCORRIMENTO A SOFFITTO CON MASCHERINA SAGOMATA IN LEGNO 2 VIE

Two way ceiling sliding rails with wooden shaped visible closing cover
Потолочные рельсы скольжения с деревянной профилированной накладкой 2-путные



TRAVI DI SCORRIMENTO A SOFFITTO CON MASCHERINA 1 VIA

One way ceiling sliding rails with visible closing cover
Потолочные рельсы скольжения с накладкой 1-путные



TRAVI DI SCORRIMENTO A SOFFITTO CON MASCHERINA 2 VIE

Two way ceiling sliding rails with visible closing cover
Потолочные рельсы скольжения с накладкой 2-путные



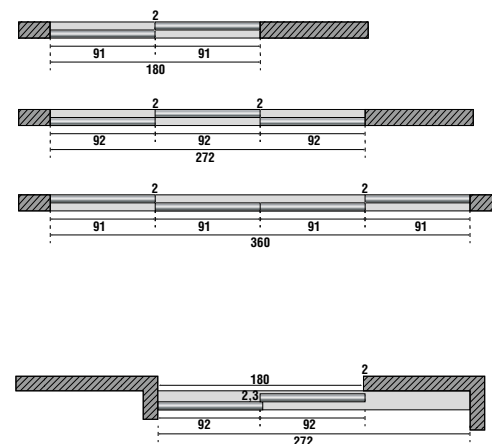
TRAVI DI SCORRIMENTO AD INCASSO A SOFFITTO A 1 VIA

One way ceiling built-in sliding rails
Встраиваемые потолочные рельсы скольжения 1-путные



TRAVI DI SCORRIMENTO AD INCASSO A SOFFITTO A 2 VIE

Two way ceiling built-in sliding rails
Встраиваемые потолочные рельсы скольжения 2-путные



TRAVI DI SCORRIMENTO A PARETE
CON MASCHERINA SAGOMATA IN LEGNO 1 VIA

One way wall sliding rails with wooden shaped visible closing cover
Настенные рельсы скольжения с деревянной профилированной накладкой 1-путные



TRAVI DI SCORRIMENTO A PARETE
CON MASCHERINA SAGOMATA IN LEGNO 2 VIE

Two way wall sliding rails with wooden shaped visible closing cover
Настенные рельсы скольжения с деревянной профилированной накладкой 2-путные



TRAVI DI SCORRIMENTO A PARETE CON MASCHERINA 1 VIA

One way wall sliding rails with visible closing cover
Настенные рельсы скольжения с накладкой 1-путные



TRAVI DI SCORRIMENTO A PARETE CON MASCHERINA 2 VIE

Two way wall sliding rails with visible closing cover
Настенные рельсы скольжения с накладкой 2-путные



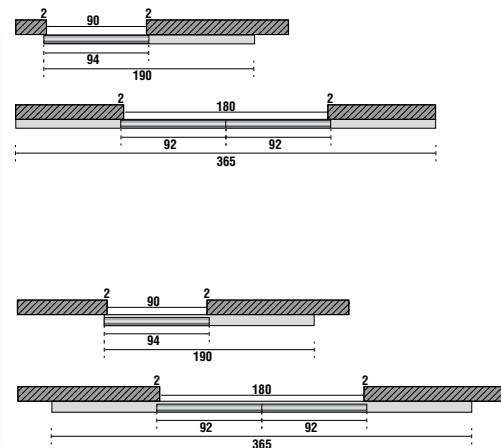
TRAVI DI SCORRIMENTO A PARETE AD INCASSO 1 VIA

One way wall built-in sliding rails
Встраиваемые настенные рельсы скольжения 1-путные



TRAVI DI SCORRIMENTO A PARETE AD INCASSO 2 VIE

Two way wall built-in sliding rails
Встраиваемые настенные рельсы скольжения 2-путные









MODULI SCORREVOLI | SLIDING PANELS ALLEY
STRUTTURA | STRUCTURE DARK STAINED MAHOGANY
PROFILI ALLUMINIO | ALUMINIUM PROFILES 12 BRIGHT ELECTROCOLOUR DARK BROWN
INSERTO IN VETRO | GLASS PANES SS STOP SOL BRONZE
INSERTI MANIGLIA | HANDLE INSERT K2 P.18 CAT. "COCCO DELUXE" 748
BOISERIE ENDLESS | ENDLESS BOISERIE C5 P.3 CAT. "SUEDE" 3085





PORTA BATTENTE / SWING DOOR ALLEY
STIPITE / JAMB ALLEY
STRUTTURA / STRUCTURE DARK STAINED MAHOGANY
PROFILI ALLUMINIO / ALUMINIUM PROFILES 12 BRIGHT ELECTROCOLOUR DARK BRONZE
INSERTO IN VETRO / GLASS PANE SS STOP SOL BRONZE
INSERTI MANIGLIA / HANDLE INSERT FR FRAPPUCCINO MARBLE

Porta battente e scorrevole a scomparsa

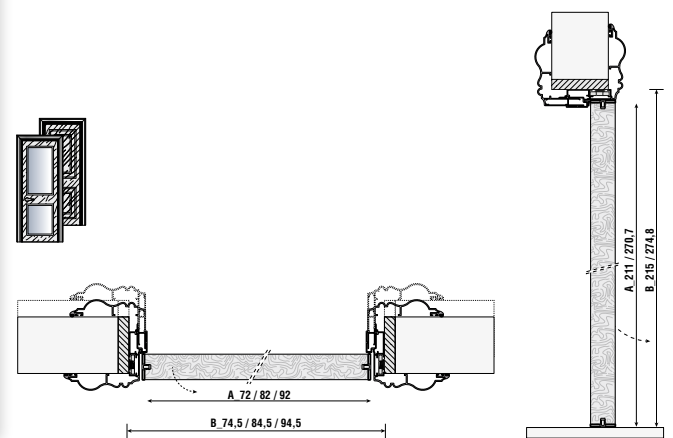
Swing and pocket sliding door / Распашная и раздвижная дверь с уходом полотна в стену

ALLEY

PORTA BATTENTE CON STIPITE ALLEY

Swing door with Alley jamb

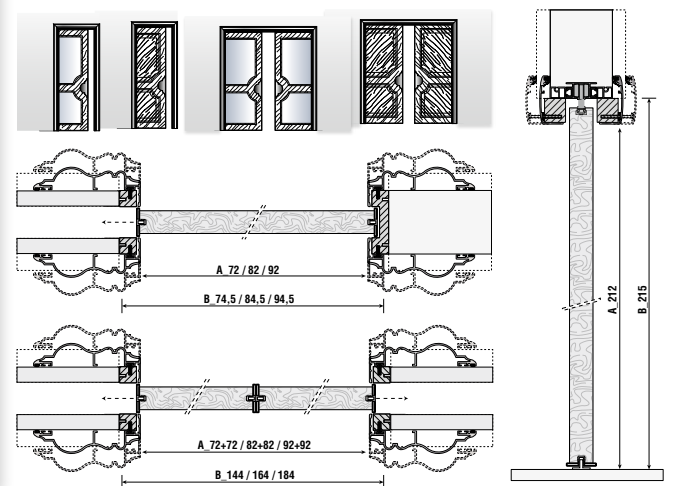
Распашная дверь с дверной коробкой Alley



PORTA SCORREVOLE A SCOMPARSA CON STIPITE ALLEY

Pocket sliding door with Alley jamb

Раздвижная дверь с уходом полотна в стену с дверной коробкой Alley



A_Modulo / Panel - B_Luce netta falsotelaio / Subframe measurement





PORTA BATTENTE | SWING DOOR ALLEY
 STIPITE | JAMB ALLEY
 STRUTTURA | STRUCTURE WHITE LACQUERED
 PROFILI ALLUMINIO | ALUMINIUM PROFILES OC BRIGHT GOLD
 INSERTO IN VETRO | GLASS PANES SOL BRONZE
 INSERTI MANIGLIA | HANDLE INSERT FRAPPUCCINO MARBLE



Handle and jamb

La maniglia, realizzata su progetto di Giuseppe Iasparra, è espressamente dedicata al programma Alley. La particolare forma chiude in essa materiali opulenti, marmi, onici o morbide pelli. Lo stipite, invece, è la rilettura moderna di uno stile Neoclassico, morbido nel tratto, curvilineo fa risplendere una casa deluxe. Alley è un progetto completo dove la tradizione incontra un design rigoroso creando un'assoluta armonia di stile. Dona ancora più vigore la seconda finitura scelta per presentare la boiserie: il mogano tinto scuro.

The handle, designed by Giuseppe Iasparra, is expressly dedicated to the Alley line. Its particular shape encloses opulent materials such as marble, onyx or soft leathers. The jamb, on the other hand, is a modern version of Neoclassical style with a soft curved shape that gives splendour to the deluxe home. Alley is a complete project where tradition encounters rigorous design to create an absolute harmony of style. The second finish chosen to present the boiserie wall covering gives even more strength: dark stained mahogany.

Ручка изготовлена по проекту Джузеппе Яспарры специально для системы Alley. Особая форма скрывает в ней богатые материалы, мрамор, оникс или мягкую кожу. Дверная коробка, отличающаяся мягкими изогнутыми линиями, представляет собой современную интерпретацию неоклассицизма и придает особый блеск роскошному интерьеру. Alley – это совершенный проект, где традиция сочетается со строгим дизайном, создавая абсолютную гармонию стиля. Еще большую энергию придает вторая отделка буазери – красное дерево, тони

把手，建立在Giuseppe Iasparra的项目上，是献给Alley系列的设计。独特的型态中覆盖了华丽的材料，如大理石，缟玛瑙或柔软皮料。门框，则是新古典主义风格的现代化诠释，柔和的线条，圆弧形态，使豪华家居更散发光彩。


Alley是传统与严谨设计交会的全套项目，可营造一种绝对和谐的风格。所推出的护墙板第二种选项：深色桃花心木，进一步赋予更有力的气度。



Inserti maniglia

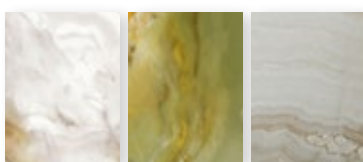
Handle inserts / Вставки ручки

Inserto marmo / Marble insert




EK EMPERADOR DARK
EK Emperador Dark
CG CALACATTA GOLD
CG Calacatta Gold
PN PALISSANDRO ONICIATO
PN Shale rosewood marble
PB AGATHA BLACK
PB Agatha Black
SW SILVER WAVE
SW Silver Wave
ED ELEGANT BROWN
ED Elegant Brown
FR FRAPPUCCINO
FR Frappuccino
BA BARDIGLIO NUVOLATO
BA Bardiglio Nuvolato
RV ROSSO LEVANTO
RV Rosso Levanto

Inserto onice / Onyx insert



OB ONICE BIANCO
OB White onyx
OV ONICE VERDE
OV Green onyx
OI ONICE AVORIO
OI Ivory onyx

Inserto in fusione / Fusion insert




OA FUSIONE OTTONE
OA Brass fusion
FC FUSIONE ALLUMINIO CROMATO
FC Chromed aluminium fusion

Inserto in pelle cat. "Cocco Deluxe" e "Special Cocco" / Insert with leather cat. "Cocco Deluxe" and "Special Cocco"




K1 P.18 COCCO DELUXE AVORIO 848
K1 P.18 Cocco Deluxe ivory 848
K2 P.18 COCCO DELUXE TESTA DI MORO 748
K2 P.18 Cocco Deluxe Dark Brown 748
K3 P.18 COCCO DELUXE ANTRACITE 746
K3 P.18 Cocco Deluxe Charcoal 746
KS P.15 SPECIAL COCCO 105
KS P.15 Special Cocco 105

Inserto in pelle lucida cat. "Supreme" / Insert with glossy leather cat. "Supreme"



S1 P.6 SUPREME LATTE 1015
S1 P.6 Supreme milk 1015
S2 P.6 SUPREME SABBIA 1013
S2 P.6 Supreme sand 1013
S3 P.6 SUPREME SUGHERO 1010
S3 P.6 Supreme Cork 1010
S4 P.6 SUPREME MOGANO 1001
S4 P.6 Supreme mahogany 1001
S5 P.6 SUPREME CASTAGNO 1002
S5 P.6 Supreme chestnut 1002
S6 P.6 SUPREME MORO 1004
S6 P.6 Supreme dark brown 1004

Inserto in camoscio cat. "Suede" / Insert with suede cat. "Suede"




C3 P.3 SUEDE CIPRIA 120
C3 P.3 Suede powder 120
C6 P.3 SUEDE SABBIA 0111
C6 P.3 Suede sand 0111
C4 P.3 SUEDE TORTORA 311
C4 P.3 Suede turtle dove 311
C5 P.3 SUEDE TESTA DI MORO 3085
C5 P.3 Suede dark brown 3085
C8 P.3 SUEDE GRIGIO GHIACCIO 08085
C8 P.3 Suede ice grey 08085
C7 P.3 SUEDE GRIGIO 1011
C7 P.3 Suede grey 1011
RG P.3 SUEDE ROYAL GREY 08051
RG P.3 Suede Royal Grey 08051
CB P.3 SUEDE TAUPE 510108
CB P.3 Suede taupe 510108
C1 P.3 SUEDE MUSCHIO 640173
C1 P.3 Suede musk 640173
CM P.3 SUEDE BORGOGNA 370050
CM P.3 Suede borgogna 370050
C9 P.3 SUEDE BLU 714
C9 P.3 Suede blue 714
C1 P.3 SUEDE NERO 811
C1 P.3 Suede black 811
C2 P.3 SUEDE AZZURRO 719
C2 P.3 Suede light blue 719

Finiture Alley

Alley sample finishes / Отделки Alley




Laccato bianco (senza profili oro) / Lacquered white (without gold profiles)



Mogano tinto scuro / Dark stained mahogany

Struttura e stipiti in alluminio / Aluminium structure and jambs



BR BRONZO SATINATO OPACO
BR Matt Satined Bronze

CH ORO CHAMPAGNE BRILLANTE
CH Champagne bright gold

OC ORO BRILLANTE
OC Bright gold

I2 ELETTROCOLORE MORO BRILLANTE
I2 Bright electrocolour dark brown

I1 ALLUMINIO BRILLANTE
I1 Bright aluminium

GB BIANCO LUCIDO
GB Glossy white

Struttura e stipiti laccati opachi / Matt lacquered structure and jambs



ON BIANCO
ON White

OP CANAPA
OP Canapa

OD CORDA
OD Rope

OU TORTORA
OU Turtle dove

OF CAFFÈ
OF Coffee

OM MOKA
OM Moka

OQ PRUGNA
OQ Prune

OG GRIGIO CEMENTO
OG Cement grey

OJ GRIGIO PIOMBO
OJ Lead grey


OR GRANITO
OR Granite

OS GRIGIO ARDESIA
OS Slate grey

OH BLU NOTTE
OH Night blue

OE NERO
OE Black

Pannelli in vetro stratificato verniciato lucido / Panels with glossy lacquered laminated glass



BL BIANCO
BL White

CP CANAPA
CP Canapa

OY CORDA
OY Rope

TT TORTORA
TT Turtle dove

FF CAFFÈ
FF Coffee

MK MOKA
MK Moka

PR PRUGNA
PR Prune

GC GRIGIO CEMENTO
GC Cement grey

GP GRIGIO PIOMBO
GP Lead grey


GN GRANITO
GN Granite

GA GRIGIO ARDESIA
GA Slate grey

NI BLU NOTTE
NI Night blue

NL NERO
NL Black

Pannelli in vetro satinato / Panels with frosted glass




ON ACIDATO NEUTRO STRATIFICATO
ON Laminated frosted neutral

OD ACIDATO BRONZO TEMPERATO
OD Tempered frosted bronze

OI ACIDATO GRIGIO TEMPERATO
OI Tempered frosted grey

OG ACIDATO DARK GREY TEMPERATO
OG Tempered frosted dark grey

Pannelli in vetro trasparente / Panels with transparent glass




TB BRONZO TEMPERATO
TB Tempered bronze

TR GRIGIO TEMPERATO
TR Tempered grey

FD DARK FUMÉ TEMPERATO
FD Tempered Dark smoky

Pannelli in vetro riflettente / Panels with reflective glass



SS STOP SOL BRONZO
SS Stop Sol bronze

SG STOP SOL GREY
SG Stop Sol grey



LORD

Contemporary living

Porta caratterizzata dall'accurata ricerca di materiali e finiture: il Sucupira Luxury opaco, il rovere thermo-smoked, il larice scolpito laccato, il rivestimento in camoscio o in pelle e il poliestere lucido brillante rendono Lord protagonista del living contemporaneo. L'esclusivo design della maniglia Naurelle è abbinato a una serratura magnetica, disponibile con o senza nottolino di chiusura oppure con chiave.

This door epitomizes the quest for just the right materials and finishes. The matt Sucupira Luxury, thermo smoked oak, carved lacquered larch, suede or leather upholstery and shiny polyester make "Lord" an icon of contemporary living. The exclusive Naurelle handle design is paired with a magnetic latch, available with or without locking mechanism or with key.

Дверь отличается огромное внимание к материалам и отделке. Матовая Sucupira Luxury, копченый дуб, структурная лиственница с лаковым покрытием, замшевая или кожаная обивка и блестящее полиэфирное лаковое покрытие делают дверь Lord главным действующим лицом современного интерьера. Эксклюзивный дизайн ручки Naurelle сочетается с магнитным замком, который может выполняться с защелкой или без нее или оснащаться ключом.

独特门系列，采用精心挑选的材质与面饰制成：哑光Luxury黑金檀，热烟熏栎木，雕刻涂饰落叶松；面饰则有麂皮、皮料和亮光聚酯纤维。这些使此系列产品成了当代风格客厅的主角。独特设计的Naurelle手把，搭配磁性锁，可选带或不带锁芯或带钥匙版本。





PORTA BATTENTE | *SWING DOOR* **LORD**
STIPITE | *JAMB* **FILOMURO**
STRUTTURA | *STRUCTURE* **AL NATURAL ALUMINIUM**
PANNELLI | *PANELS* **BP GLOSSY LACQUERED WHITE POLYESTER**





Sucupira Luxury

Fantastica essenza di legno, il Sucupira ha come principali caratteristiche la durezza e la fitta venatura. Trattato con la finitura Luxury trasparente dona al materiale elevatissima morbidezza ed un tono vellutato. Un prodotto elegante e ricercato che vanta caratteristiche decisamente interessanti per un design dai tratti speciali, dall'effetto aptico.

The lovely wood, Sucupira, has two main characteristics: hardness and marked grain. Treated with a transparent Luxury finish, the wood shows extreme softness and a velvety tone. This elegant product provides very interesting features for a design with special traits and unexpected haptic effects.

Sucupira – это удивительная порода древесины, которая отличается твердостью и густой сетью прожилок. Прозрачная отделка Luxury придает ей необыкновенную мягкость и бархатистость. Это элегантный и изысканный материал с очень интересными характеристиками, позволяющими создавать особенные дизайнерские решения с осязательным эффектом.

美妙的木质，黑金檀，以硬度与细密木纹展现特色。采用Luxury透明面饰处理，赋予材料极度柔软与丝绒般的感受。优雅且精致的产品，备有精美的纹路设计，拥有独特的触感效果。



PORTA BATTENTE | *SWING DOOR LORD*
STIPITE | *JAMB FLAT*
STRUTTURA | *STRUCTURE AM MATT ELECTROCOLOUR DARK BROWN ALUMINIUM*
PANNELLI | *PANELS TS SMOKED OAK*

PORTA BATTENTE | *SWING DOOR LORD*
STIPITE | *JAMB FLAT*
STRUTTURA | *STRUCTURE AL NATURAL ALUMINIUM*
PANNELLI | *PANELS WL WHITE LARCH*

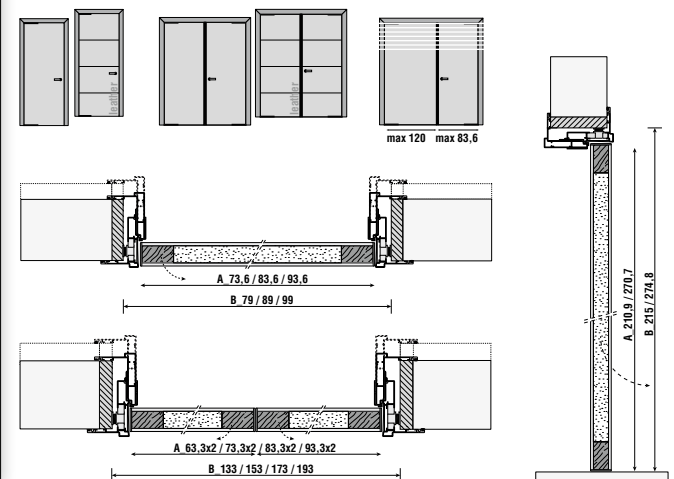
Porta battente

Swing door / Распашная дверь

PORTA BATTENTE CON STIPITE PIATTO

Swing door with flat jamb

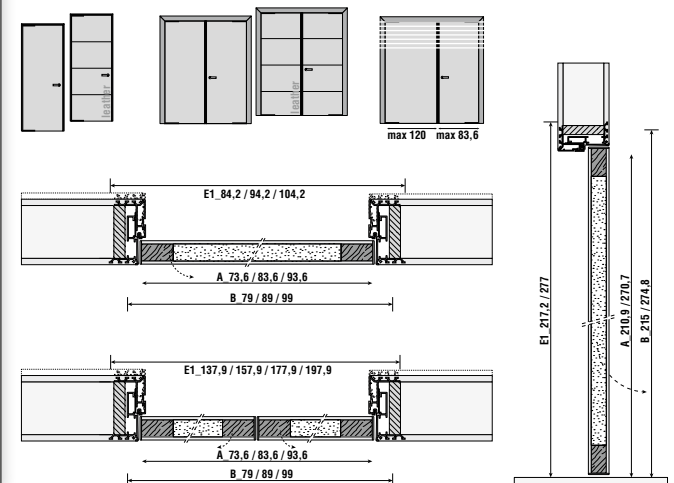
Распашная дверь с плоской дверной коробкой



PORTA BATTENTE CON STIPITE FILOMURO

Swing door with Filomuro jamb

Распашная дверь с дверной коробкой Filomuro



A_Modulo / Panel - B_Luce netta falsotelaio / Subframe measurement - E1_Ingombro per riduzione spessore vano esterno / Dimensions for reducing the thickness of the external subframe

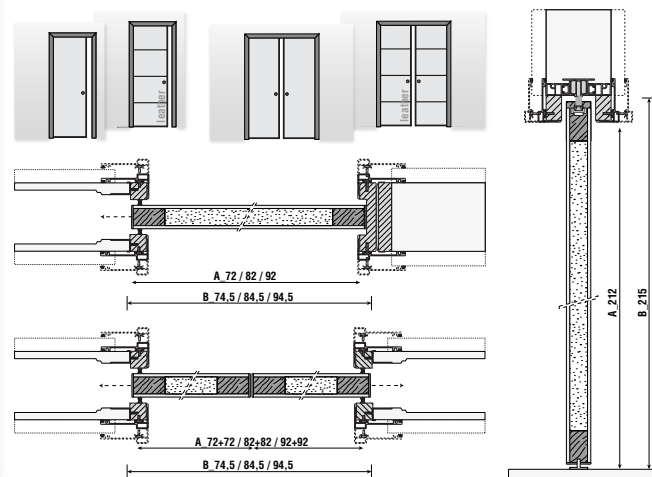
Porta scorrevole a scomparsa

Pocket sliding door / Раздвижная дверь с уходом полотна в стену

PORTA SCORREVOLE A SCOMPARSA CON STIPITE PIATTO

Pocket sliding door with flat jamb

Раздвижная дверь с уходом полотна в стену с плоской дверной коробкой

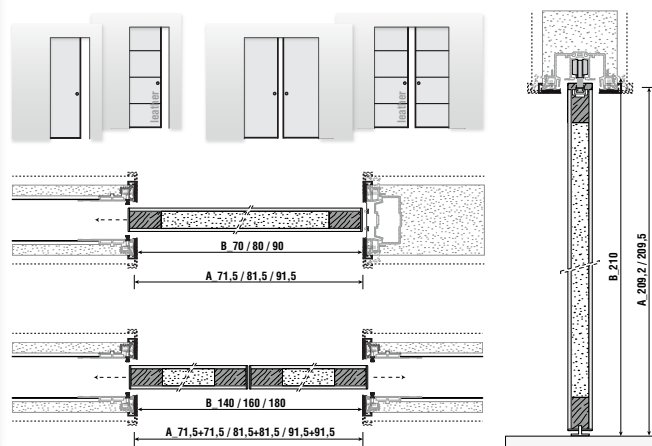


LORD - WOOD

PORTA SCORREVOLE A SCOMPARSA CON STIPITE FREE

Pocket sliding door with Free jamb

Раздвижная дверь с уходом полотна в стену с дверной коробкой Free



A_Modulo / Panel - B_Luce netta falsotelaio / Subframe measurement





PORTA BATTENTE | SWING DOOR LORD
STIPITE | JAMB FILOMURO
STRUTTURA | STRUCTURE AL NATURAL ALUMINIUM
PANNELLI | PANELS C4 P.3 CAT. "SUEDE" 311

Maniglia Lord

Lord handle / Pyuka Lord



Finitura struttura maniglia / Handle structure finish




CL CROMATO LUCIDO
CL Polished chrome



CS CROMOSATINATO
CS Satin chrome

Serratura magnetica. Chiusura semplice, con nottolino o con chiave / Magnetic lock. Simple closure, with latch or key.

Stipite in alluminio / Aluminium jamb



AL ANODIZZATO NATURALE AL Natural anodised aluminium	AM ELETTROCOLORE MORO OPACO AM Matt electrocolour dark brown	I2 ELETTROCOLORE MORO BRILLANTE I2 Bright electrocolour dark brown	I1 ALLUMINIO BRILLANTE I1 Bright aluminium
--	--	--	--

Stipiti laccati opachi / Matt lacquered jambs




ON BIANCO ON White	OP CANAPA OP Canapa	OD CORDA OD Rope	OU TORTORA OU Turtle dove	OF CAFFÈ OF Coffee	OM MOKA OM Moka	OQ PRUGNA OQ Prune	OG GRIGIO CEMENTO OG Cement grey	OJ GRIGIO PIOMBO OJ Lead grey	OR GRANITO OR Granite	OS GRIGIO ARDESIA OS Slate grey	OH BLU NOTTE OH Night blue	OE NERO OE Black
------------------------------	-------------------------------	----------------------------	-------------------------------------	------------------------------	---------------------------	------------------------------	--	---	---------------------------------	---	--------------------------------------	----------------------------


Finiture Lord

Lord sample finishes / Отделки Lord

Pannelli in poliestere lucido / Panel with glossy polyester




Pannelli in legno / Wooden panel



Pannelli in larice laccato / Panel with lacquered larch



Pannelli rivestiti in pelle lucida cat. "Supreme" / Panel covered in glossy leather cat. "Supreme"



Pannelli rivestiti in camoscio cat. "Suede" / Panel covered in suede cat. "Suede"





WOOD

Traditional look

Wood è una tradizionale ed elegante porta battente in legno. Molto accurata è la scelta dei materiali e la venatura orizzontale delle essenze: Sucupira Luxury opaco, EcoWood ebano, EcoWood noce Canaletto e EcoWood rovere moro. Un'altra finitura presente nella collezione è il laccato opaco a poro aperto nei colori a campionario.

Wood is the name of an elegant, traditional wooden door. The choice of materials and the horizontal grain of matt Sucupira Luxury, EcoWood ebony, EcoWood Canaletto walnut or EcoWood dark oak is an essential element. Another finish available in the collection is matt lacquered open pore in the sample colors.

Wood - это традиционная и элегантная деревянная дверь, которую отличает очень тщательный выбор материалов и горизонтальная текстура древесных пород: матовая Sucupira Luxury, EcoWood эбеновое дерево, EcoWood орех Canaletto и EcoWood темно-коричневый дуб. Еще одной отделкой, представленной в этой коллекции, является матовый лак с открытой порой в цветовой гамме согласно набору образцов.

Wood是传统且优雅的木质平开门。特别引人注目的是精选的材料以及横向木纹的木材：哑光Luxury黑金檀，EcoWood乌木，EcoWood黑核桃木和EcoWood深棕椴木。系列中备有另一款面饰，哑光开放漆涂饰，颜色依样本选择。



PORTA BATTENTE | SWING DOOR WOOD
STIPITE | JAMB ROUND
STRUTTURA | STRUCTURE AM MATT ELECTROCOLOUR DARK BROWN ALUMINIUM
PANNELLI | PANELS L8 ECOWOOD DARK BROWN OAK

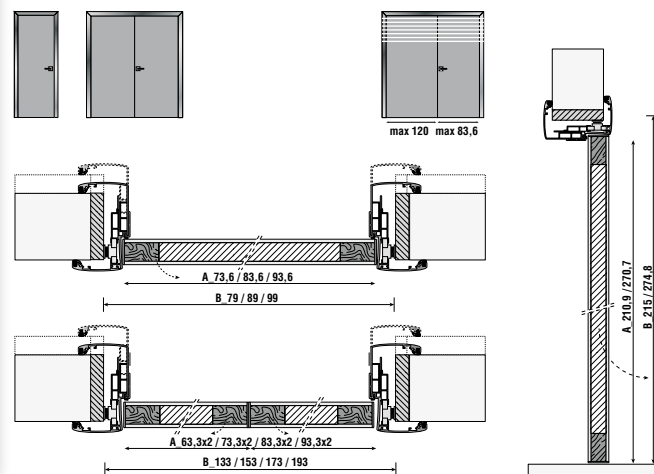
Porta battente

Swing door / Распашная дверь

PORTA BATTENTE CON STIPITE TONDO

Swing door with round jamb

Распашная дверь с круглой дверной коробкой

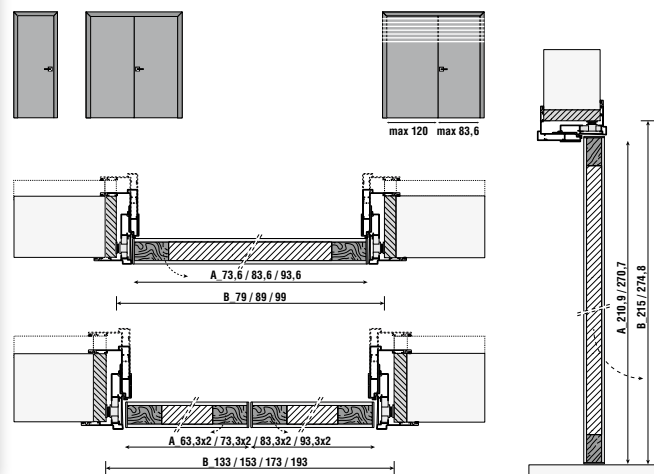


LORD - WOOD

PORTA BATTENTE CON STIPITE PIATTO

Swing door with flat jamb

Распашная дверь с плоской дверной коробкой



A_Modulo / Panel - B_Luce netta falsotelaio / Subframe measurement





PORTA BATTENTE | *SWING DOOR* WOOD
STIPITE | *JAMB* ROUND
STRUTTURA | *STRUCTURE* BR MATT SATINED BRONZE ALUMINIUM
PANNELLI | *PANELS* L4 ECOWOOD EBONY



PORTA BATTENTE | *SWING DOOR* **WOOD**
STIPITE | *JAMB* **SMALL**
STRUTTURA | *STRUCTURE* **AL NATURAL ALUMINIUM**
PANNELLI | *PANELS* **L8 ECOWOOD DARK BROWN OAK**

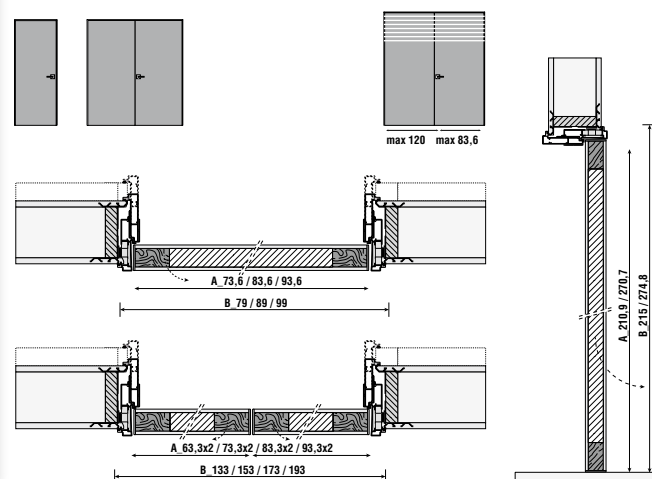
Porta battente

Swing door / Распашная дверь

PORTA BATTENTE CON STIPITE SMALL

Swing door with Small jamb

Распашная дверь с дверной коробкой Small

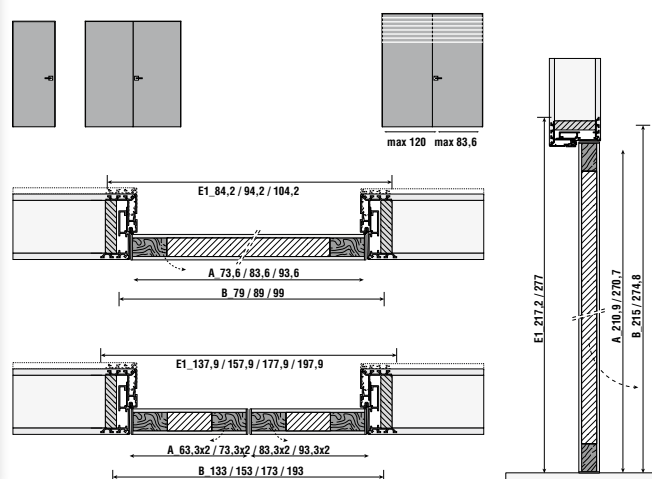


LORD - WOOD

PORTA BATTENTE CON STIPITE FILOMURO

Swing door with Filomuro jamb

Распашная дверь с дверной коробкой Filomuro



A_Modulo / Panel - B_Luce netta falsotelaio / Subframe measurement





PORTA BATTENTE | SWING DOOR WOOD
STIPITE | JAMB FILMURO
STRUTTURA | STRUCTURE AM MATT ELECTROCOLOUR DARK BROWN ALUMINIUM
PANNELLI | PANELS L4 ECOWOOD EBONY



PORTA SCORREVOLE A SCOMPARSA | HIDDEN SLIDING DOOR **WOOD**
STIPITE | JAMB **ROUND**
STRUTTURA | STRUCTURE **AM MATT ELECTROCOLOUR DARK BROWN ALUMINIUM**
PANNELLI | PANELS **L8 ECWOOD DARK BROWN OAK**

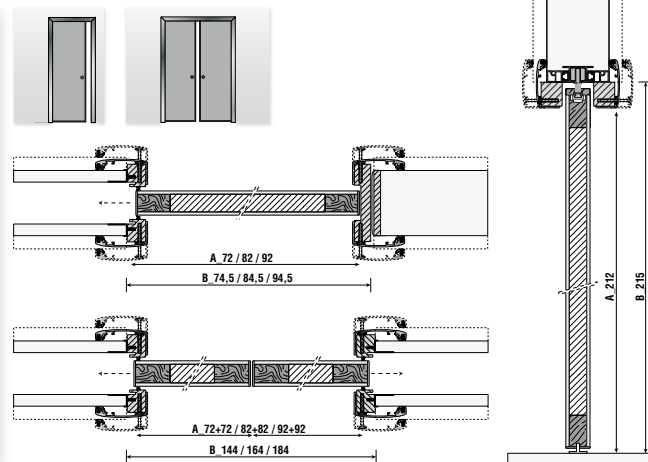

Porta scorrevole a scomparsa

Pocket sliding door / Раздвижная дверь с уходом полотна в стену

PORTA SCORREVOLE A SCOMPARS A CON STIPITE TONDO

Pocket sliding door with round jamb

Раздвижная дверь с уходом полотна в стену с круглой дверной коробкой

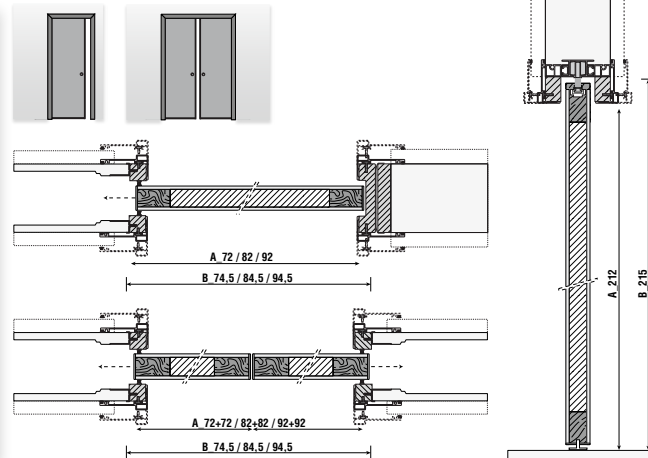



LORD - WOOD

PORTA SCORREVOLE A SCOMPARS A CON STIPITE PIATTO

Pocket sliding door with flat jamb

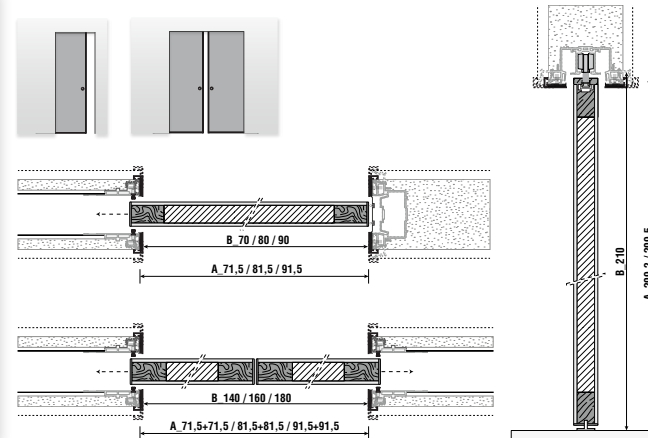
Раздвижная дверь с уходом полотна в стену с плоской дверной коробкой



PORTA SCORREVOLE A SCOMPARS A CON STIPITE FREE

Pocket sliding door with Free jamb

Раздвижная дверь с уходом полотна в стену с дверной коробкой Free



A_Modulo / Panel - B_Luce netta falsotelaio / Subframe measurement


Maniglia Wood

Wood handle / Ручка Wood




Serratura magnetica. Chiusura semplice, con nottolino o con chiave / Magnetic lock. Simple closure, with latch or key.

Finitura struttura maniglia / Handle structure finish




BR COL. BRONZO SATINATO OPACO
BR Matt Satined Bronze colour



AM COL. MORO
AM Dark brown colour



AL COL. ALLUMINIO
AL Aluminium colour




PL COL. PLATINO OPACO
PL Matt platinum colour

Finiture Wood

Wood sample finishes / Отделка Wood

Stipite in alluminio / Aluminium jamb



PL PLATINO OPACO
PL Matt platinum

BR BRONZO SATINATO OPACO
BR Matt Satined Bronze

AL ANODIZZATO NATURALE
AL Natural anodised aluminium

AM ELETTROCOLORE MORO OPACO
AM Matt electrocolour dark brown

Stipiti laccati opachi / Matt lacquered jamb



ON BIANCO
ON White

OP CANAPA
OP Canapa

OD CORDA
OD Rope

OU TORTORA
OU Turtle dove

OF CAFFÈ
OF Coffee

OM MOKA
OM Moka

OQ PRUGNA
OQ Prune

OG GRIGIO CEMENTO
OG Cement grey

OJ GRIGIO PIOMBO
OJ Lead grey


OR GRANITO
OR Granite

OS GRIGIO ARDESIA
OS Slate grey

OH BLU NOTTE
OH Night blue

OE NERO
OE Black

Pannelli laccati opachi a poro aperto / Matt lacquered open pore panels



BC BIANCO
BC White

CN CANAPA
CN Canapa

B2 CORDA
B2 Rope

TU TORTORA
TU Turtle dove

FE CAFFÈ
FE Coffee

MA MOKA
MA Moka

PG PRUGNA
PG Prune

CE GRIGIO CEMENTO
CE Cement grey

GM GRIGIO PIOMBO
GM Lead grey

GT GRANITO
GT Granite


DE GRIGIO ARDESIA
DE Slate grey

NH BLU NOTTE
NH Night blue

NE NERO
NE Black

PO LACCATO COLORE (RAL)
PO Customer colour (RAL)

Pannelli in legno e stipite TONDO rivestito in legno / Wooden panels and ROUND jamb covered in wood



L9 SUCUPIRA LUXURY OPACO
L9 Matt Luxury Sucupira

L4 ECOWOOD EBANO
L4 EcoWood ebony

L8 ECOWOOD ROVERE MORO
L8 EcoWood dark brown oak

L1 ECOWOOD NOCE CANALETTO
L1 EcoWood Canaletto walnut



Design by Enrico CATTANEO_ **seric 395**

SCREEN

Functional design

Screen è un sistema espressamente dedicato alle chiusure di cabine armadio, piccoli spazi e nicchie. Infatti i pannelli scorrevoli sono caratterizzati da una lastra di vetro posta solo sulla parte frontale della struttura ed i profili d'alluminio sono dotati di specifiche guarnizioni e spazzoline antipolvere.

Screen system is expressly made for closing walk-in closets, small spaces and niches. The sliding panels have a sheet of glass only on the front part of the structure and the aluminium profiles have special gaskets and anti-dust brushes.

Screen - это система, предназначенная для закрытия гардеробных комнат, небольших пространств и ниш. Раздвижные панели характеризует наличие стеклянного листа только в передней части конструкции, а алюминиевые профили оборудованы специальными прокладками и щетками для защиты от пыли.

Screen是一款专为步入式衣帽间、小空间与壁龛设计的闭门系统。其滑动门板皆只有结构的正面带玻璃板，而铝质边框则备有独特的密封条及防尘刷。

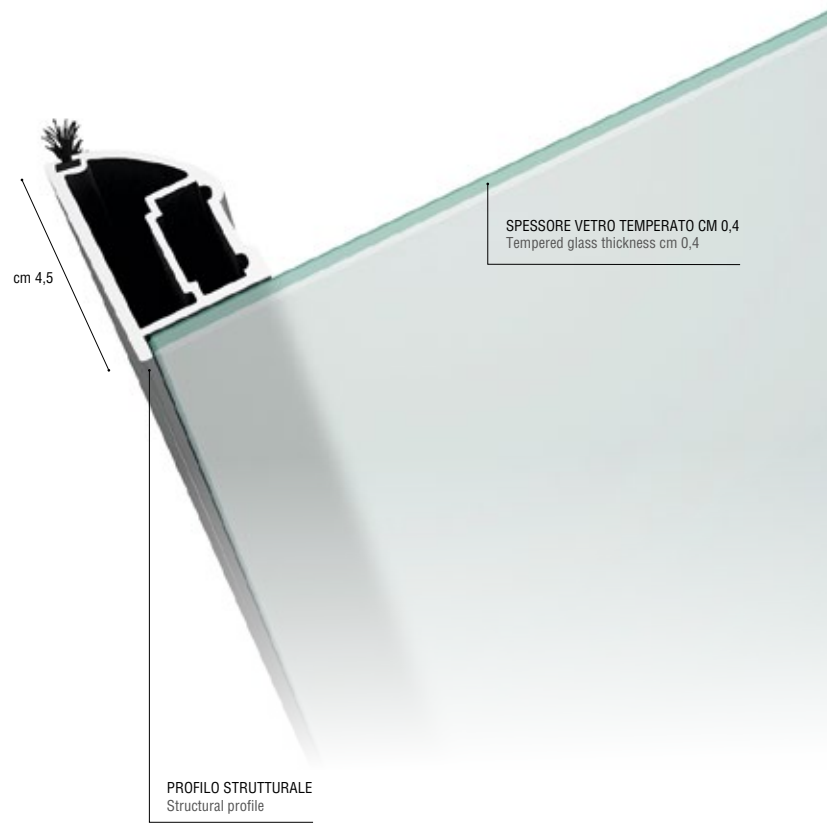
SCREEN





MODULI SCORREVOLI | *SLIDING PANELS SCREEN*
STRUTTURA | *STRUCTURE AL NATURAL ALUMINIUM*
PANNELLI | *PANELS BL GLOSSY LACQUERED TEMPERED WHITE GLASS*





SCREEN





SCREEN

MODULI SCORREVOLI | *SLIDING PANELS SCREEN*
STRUTTURA | *STRUCTURE AL NATURAL ALUMINIUM*
PANNELLI | *PANELS AF FROSTED SMOKY MIRROR + VF "VIENNA" SMOKY MIRROR*


Sistemi di scorrimento

Sliding systems / Системы скольжения

TRAVI DI SCORRIMENTO A SOFFITTO CON MASCHERINA 1 VIA

One way ceiling sliding rails with visible closing cover

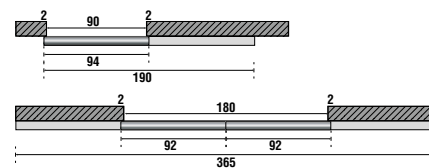
Потолочные рельсы скольжения с накладкой 1-путные



TRAVI DI SCORRIMENTO AD INCASSO A SOFFITTO A 1 VIA

One way ceiling built-in sliding rails


Встраиваемые потолочные рельсы скольжения 1-путные



TRAVI DI SCORRIMENTO A SOFFITTO CON MASCHERINA 2 VIE

Two way ceiling sliding rails with visible closing cover

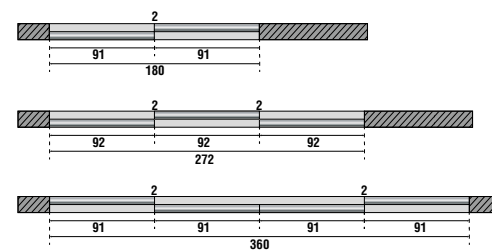

Потолочные рельсы скольжения с накладкой 2-путные



TRAVI DI SCORRIMENTO AD INCASSO A SOFFITTO A 2 VIE

Two way ceiling built-in sliding rails

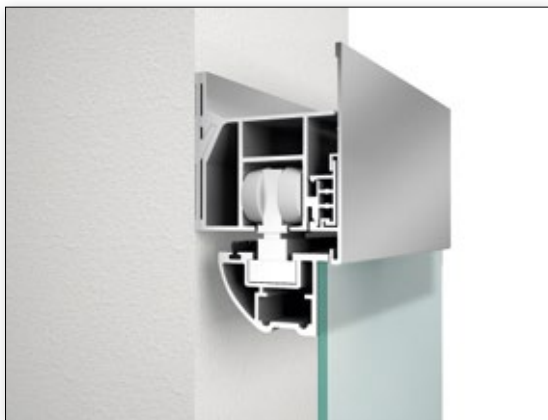
Встраиваемые потолочные рельсы скольжения 2-путные



TRAVI DI SCORRIMENTO A PARETE CON MASCHERINA 1 VIA

One way wall sliding rails with visible closing cover

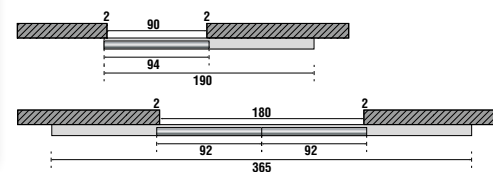
Настенные рельсы скольжения с накладкой 1-путные



TRAVI DI SCORRIMENTO A PARETE AD INCASSO 1 VIA

One way wall built-in sliding rails

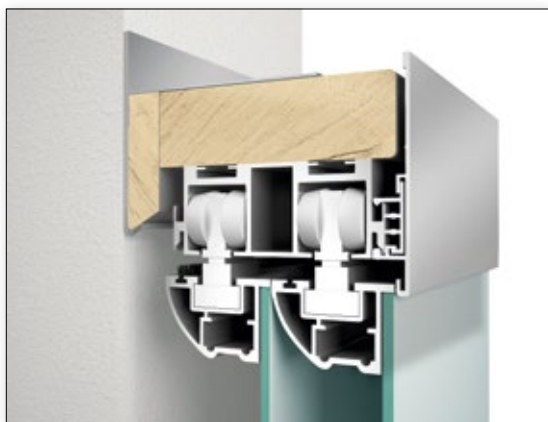
Встраиваемые настенные рельсы скольжения 1-путные



TRAVI DI SCORRIMENTO A PARETE CON MASCHERINA 2 VIE

Two way wall sliding rails with visible closing cover

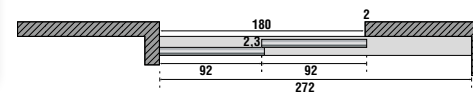
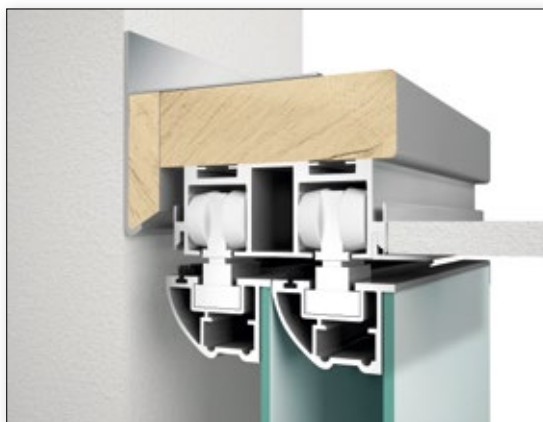
Настенные рельсы скольжения с накладкой 2-путные



TRAVI DI SCORRIMENTO A PARETE AD INCASSO 2 VIE

Two way wall built-in sliding rails

Встраиваемые Настенные Рельсы Скольжения 2-Путные







MODULI SCORREVOLI | SLIDING PANELS SCREEN
STRUTTURA | STRUCTURE AM MATT ELECTROCOLOUR DARK BROWN ALUMINIUM
PANNELLI | PANELS CP GLOSSY LACQUERED TEMPERED CANAPA GLASS + V7 CANAPA "VIENNA"





SCREEN

MODULI SCORREVOLI | *SLIDING PANELS* **SCREEN**
STRUTTURA | *STRUCTURE* **AM MATT ELECTROCOLOUR DARK BROWN ALUMINIUM**
PANNELLI | *PANELS* **SS STOP SOL BRONZE**

349 VOL. V






MODULI SCORREVOLI | SLIDING PANELS SCREEN
STRUTTURA | STRUCTURE AM MATT ELECTROCOLOUR DARK BROWN ALUMINIUM
PANNELLI | PANELS SS STOP SOL BRONZE

Finiture Screen

Screen sample finishes / Отделки Screen

Struttura in alluminio / Aluminium structure



PL PLATINO
OPACO
PL Matt platinum

BR BRONZO
SATINATO OPACO
BR Matt Satined
Bronze

AL ANODIZZATO
NATURALE
AL Natural anodised
aluminium

AM ELETTROCOLORE
MORO OPACO
AM Matt
electrocolour dark
brown

Struttura laccata opaco / Matt lacquered structure



ON BIANCO
ON White

OP CANAPA
OP Canapa

OD CORDA
OD Rope

OU TORTORA
OU Turtle dove

OF CAFFÈ
OF Coffee

OM MOKA
OM Moka

OQ PRUGNA
OQ Prune

OG GRIGIO
CEMENTO
OG Cement grey

OJ GRIGIO
PIOMBO
OJ Lead grey


OR GRANITO
OR Granite

OS GRIGIO
ARDESIA
OS Slate grey

OH BLU NOTTE
OH Night blue

OE NERO
OE Black

Pannelli vetro temperato verniciato lucido / Panels with glossy lacquered tempered glass



BL BIANCO
BL White

CP CANAPA
CP Canapa

OY CORDA
OY Rope

TT TORTORA
TT Turtle dove

FF CAFFÈ
FF Coffee

MK MOKA
MK Moka

PR PRUGNA
PR Prune

GC GRIGIO
CEMENTO
GC Cement grey

GP GRIGIO
PIOMBO
GP Lead grey


GN GRANITO
GN Granite

GA GRIGIO
ARDESIA
GA Slate grey

NI BLU NOTTE
NI Night blue

NL NERO
NL Black

Pannelli vetro verniciato decorato "Vienna" / Panel with "Vienna" decorated lacquered glass



V1 BIANCO
V1 White

V7 CANAPA
V7 Canapa

V0 CORDA
V0 Rope

V8 TORTORA
V8 Turtle dove

VB CAFFÈ
VB Coffee

V4 MOKA
V4 Moka

VC PRUGNA
VC Prune

V9 GRIGIO
CEMENTO
V9 Cement grey

VD GRIGIO
PIOMBO
VD Lead grey


VE GRANITO
VE Granite

VA GRIGIO
ARDESIA
VA Slate grey

VG BLU NOTTE
VG Night blue

V2 NERO
V2 Black

Pannelli vetro verniciato decorato "Welton" / Panel with "Welton" decorated lacquered glass



WB BIANCO
WB White

WC CANAPA
WC Canapa

WO CORDA
WO Rope

WT TORTORA
WT Turtle dove

WE CAFFÈ
WE Coffee

WM MOKA
WM Moka

WP PRUGNA
WP Prune

WG GRIGIO
CEMENTO
WG Cement grey

WI GRIGIO
PIOMBO
WI Lead grey


WD GRANITO
WD Granite

WA GRIGIO
ARDESIA
WA Slate grey

WH BLU NOTTE
WH Night blue


WN NERO
WN Black

Pannelli vetro acidato retroverniciato decoro "Doral" / Panels with "Doral" frosted back-decorated lacquered glass




LB BIANCO LB White	LC CANAPA LC Canapa	LO CORDA LO Rope	LT TORTORA LT Turtle dove	LE CAFFÈ LE Coffee	LM MOKA LM Moka	LP PRUGNA LP Prune	LG GRIGIO CEMENTO LG Cement grey	LI GRIGIO PIOMBO LI Lead grey	LD GRANITO LD Granite	LA GRIGIO ARDESIA LA Slate grey	LH BLU NOTTE LH Night blue	LN NERO LN Black
------------------------------	-------------------------------	----------------------------	-------------------------------------	------------------------------	---------------------------	------------------------------	--	---	---------------------------------	---	--------------------------------------	----------------------------

Pannelli specchio decorato / Panels with decorated mirror




VF VIENNA SPECCHIO FUMÈ VF Vienna smoky mirror	AB VIENNA SPECCHIO BRONZO AB Vienna bronze mirror	WX WELTON BRONZO WX Welton bronze	WF WELTON FUMÈ WF Welton smoky	LX DORAL BRONZO ACIDATO LX Doral bronze	LF DORAL FUMÈ ACIDATO LF Doral smoky
--	---	---	--	---	--

Pannello in specchio / Panels with mirror



SP SPECCHIO NATURALE SP Mirror	SB SPECCHIO BRONZO SB Bronze mirror	FU SPECCHIO FUMÈ FU Smoky mirror	AA SPECCHIO ACIDATO BRONZO AA Frosted bronze mirror	AF SPECCHIO ACIDATO FUMÈ AF Frosted smoky mirror
--	---	--	---	--

Pannello in vetro riflettente / Panels with reflective glass



SS STOP SOL BRONZO SS Stop Sol bronze	SG STOP SOL GREY SG Stop Sol grey
---	---







BOISERIE | BOISERIE HERITAGE
STRUTTURA | STRUCTURE DARK STAINED MAHOGANY

485 VOL. V





BOISERIE | BOISERIE HERITAGE WITH ALLEY DOOR
STRUTTURA | STRUCTURE DARK STAINED MAHOGANY

487 VOL. V





MODULI SCORREVOLI | SLIDING PANELS IANUS
STRUTTURA | STRUCTURE CH CHAMPAGNE GOLD ALUMINIUM
PANNELLI | PANELS CP GLOSSY LACQUERED TEMPERED CANAPA GLASS
INSERTI MANIGLIA | HANDLE INSERT CG CALACATTA GOLD MARBLE

489 VOL V



PORTA BATTENTE | *SWING DOOR IANUS*
STIPISTE | *JAMB RELIEF*
STRUTTURA | *STRUCTURE12 BRIGHT BROWN ELECTROCOLOUR ALUMINIUM*
PANNELLI | *PANELS S6 CAT. "SUPREME" - DARK BROWN*
INSERTI MANIGLIA | *HANDLE INSERT FR FRAPPUCCINO MARBLE*


BOISERIE | *BOISERIE HERITAGE*
STRUTTURA | *STRUCTURE DARK STAINED MAHOGANY*

Finiture Heritage

Heritage sample finishes / Отделки Heritage



Laccato bianco (senza profili oro) / Lacquered white (without gold profiles)



Mogano tinto scuro / Dark stained mahogany






CABINA ARMADIO | WALK-IN CLOSET FLY-SYSTEM
STRUTTURA | STRUCTURE AL NATURAL ALUMINIUM
BOISERIE | BOISERIE 92 WHITE MELAMINE LARCH
RIPIANI | SHELVES 92 WHITE MELAMINE LARCH
FRONTALINI ACCESSORI | FRONT ACCESSORIES BL GLOSSY LACQUERED TEMPERED WHITE GLASS



Finiture Fly-System

Fly-System sample finishes / Отделка Fly-System

Struttura in alluminio / Aluminium structure




**PL PLATINO
OPACO**
PL Matt platinum

**03/BR BRONZO
SATINATO OPACO**
03/BR Matt Satined
Bronze

**01/AL ANODIZZATO
NATURALE**
01/AL Natural ano-
dised aluminium

**02/AM
ELETTROCOLORE
MORO OPACO**
02/AM Matt
electrocolour dark
brown

Finitura per mensole, cassettiere e accessori / Finish for shelves, chests of drawers and accessories




**92 MELAMINICO
LARICE BIANCO**
92 White larch
melamine

**94 MELAMINICO
ROVERE THERMO**
94 Smoked oak
melamine

**93 MELAMINICO
SPIGATO**
93 Herringbone
melamine

Vetro temperato verniciato lucido per cassettiere / Glossy lacquered tempered glass for chests of drawers



BL BIANCO
BL White

CP CANAPA
CP Canapa

OY CORDA
OY Rope

TT TORTORA
TT Turtle dove

FF CAFFÈ
FF Coffee

MK MOKA
MK Moka

PR PRUGNA
PR Prune

**GC GRIGIO
CEMENTO**
GC Cement grey

**GP GRIGIO
PIOMBO**
GP Lead grey


GN GRANITO
GN Granite

**GA GRIGIO
ARDESIA**
GA Slate grey

NI BLU NOTTE
NI Night blue

NL NERO
NL Black

Specchio per cassettiere / Mirror for chests of drawers



**SP SPECCHIO
NATURALE**
SP Mirror

**SB SPECCHIO
BRONZO**
SB Bronze mirror

**FU SPECCHIO
FUMÈ**
FU Smoky mirror





CABINA ARMADIO | WALK-IN CLOSET FLY-SYSTEM
STRUTTURA | STRUCTURE AL NATURAL ALUMINIUM
RIPIANI | SHELVES 92 WHITE MELAMINE LARCH





FLY-SYSTEM - VERTICAL





Design by Paolo NAVA e Fabio CASIRAGHI_serie 400

VERTICAL

Modular closet

La cabina armadio Vertical è dotata di una ricca gamma di attrezzature nelle diverse finiture. Degno di nota è sicuramente la finitura elettrocolore moro per l'alluminio. Le mensole, grazie all'esclusivo sistema di fissaggio, si possono posizionare all'altezza desiderata. I montanti bloccabili tra pavimento e soffitto, o fissabili a parete, permettono di configurare liberamente soluzioni per ogni particolare esigenza. Le pareti si possono rivestire con la boiserie modulare (è possibile anche il taglio su misura), disponibile nelle finiture melaminico bianco, melaminico wengé, in vetro o pelle.

The Vertical walk-in wardrobe has a rich range of accessories and equipment in the different finishes. One important item is the electrocolour dark brown finish for aluminium. The shelves can be fastened at the desired height, thanks to the exclusive fastening system. The uprights can be secured between floor and ceiling, or fastened onto the wall, so that various solutions can be put together to suit particular needs. The walls can be covered with modular boiserie panels (which also can be ordered to measure) available in the finishes: white melamine, wenge melamine, glass or leather.

Гардеробная комната Vertical оснащена богатой гаммой приспособлений с различной отделкой, включая новую темно-коричневую электроокраску для алюминия. Благодаря эксклюзивной системе крепления полки могут устанавливаться на необходимую высоту. Стойки, фиксируемые между полом и потолком или закрепляемые на стене, предоставляют максимальную свободу при создании любых композиционных решений. Стены могут покрываться модульными панелями буазери (возможна резка по размерам) с отделкой белый меламин, меламин венге, из стекла или кожи.

Vertical步入式衣帽间备有一系列不同面饰的装置设备。特别引人注目的肯定是电解深棕色饰面的铝材。层板，由于独特的固定系统，可摆置在任意期望的高度。锁止式支撑结构可设置在地板与天花板之间，或固定于墙面上，提供了可依据各种需求自由配置解决方案的优势。墙面，可使用模块化护壁板装饰（也可依所需尺寸裁切），可选不同面饰：白色刨花板，鸡翅木刨花板，玻璃或皮料。





CABINA ARMADIO | *WALK-IN CLOSET VERTICAL*
STRUTTURA | *STRUCTURE AL NATURAL ANODISED*
BOISERIE | *BOISERIE 10 WHITE MELAMINE*
RIPIANI | *SHELVES 10 WHITE MELAMINE*
FRONTALINI ACCESSORI | *FRONT ACCESSORIES 10 WHITE MELAMINE*



Light style

La cabina armadio Vertical caratterizzata da una organizzazione precisa degli spazi, dove l'ordine, la funzionalità e la coerenza stilistica sono protagonisti assoluti. I dettagli sono da sempre una parte importante della filosofia progettuale Naurelle, esprimono una concezione dell'eleganza evoluta, risultato di una ricerca stilistica e funzionale precisa.

The Vertical walk-in wardrobe is organised with a precise definition of space. Order, function and stylistic coherence are the most important aspects. The details are always an important part of Naurelle's design philosophy because they express a concept of evolved elegance, the result of targeted functional and stylistic research.

Для гардеробной комнаты Vertical характерна четкая организация пространства, в котором главную роль играют порядок, функциональность и стилистическая согласованность. Детали, имеющие важное значение в философии проектирования Naurelle, выражают концепцию современной элегантности, которая является результатом точных стилистических и функциональных исследований.

Vertical步入式衣帽间可提供精确规划空间的优势，其中整齐，功能与美感，都是绝对的主角。细节是Naurelle项目中始终重要的哲学，传达出一种进化的优雅，是持续对风格与精确功能性进行研发所得的成果。


CABINA ARMADIO | WALK-IN CLOSET VERTICAL
STRUTTURA | STRUCTURE AM MATT ELECTROCOLOUR DARK BROWN ALUMINIUM
BOISERIE | BOISERIE 97 WENGÉ MELAMINE
RIPIANI | SHELVES 97 WENGÉ MELAMINE
FRONTALINI ACCESSORI | FRONT ACCESSORIES 97 WENGÉ MELAMINE



Finiture Vertical

Vertical sample finishes / Отделка Vertical

Struttura in alluminio / Aluminium structure




PL PLATINO
OPACO
PL Matt platinum

BR BRONZO
SATINATO OPACO
BR Matt Satined
Bronze

AL ANODIZZATO
NATURALE
AL Natural anodised
aluminium

AM ELETTROCOLORE
MORO OPACO
AM Matt
electrocolour dark
brown


Finitura per mensole, cassettiere e accessori / Finish for shelves, chests of drawers and accessories



10 MELAMINICO
BIANCO
10 White melamine

97 MELAMINICO
WENGÉ
97 Wengé
melamine

Vetro temperato verniciato lucido per cassettiere / Glossy lacquered tempered glass for chests of drawers



BL BIANCO
BL White

CP CANAPA
CP Canapa

OY CORDA
OY Rope

TT TORTORA
TT Turtle dove

FF CAFFÈ
FF Coffee

MK MOKA
MK Moka

PR PRUGNA
PR Prune

GC GRIGIO
CEMENTO
GC Cement grey

GP GRIGIO
PIOMBO
GP Lead grey


GN GRANITO
GN Granite

GA GRIGIO
ARDESIA
GA Slate grey

NI BLU NOTTE
GA Night blue

NL NERO
NL Black

Specchio per cassettiere / Mirror for chests of drawers



SP SPECCHIO
NATURALE
SP Mirror

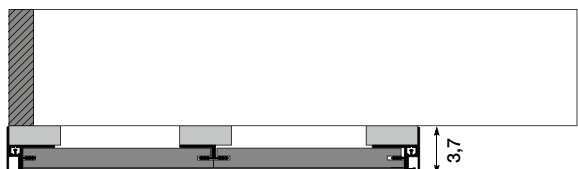
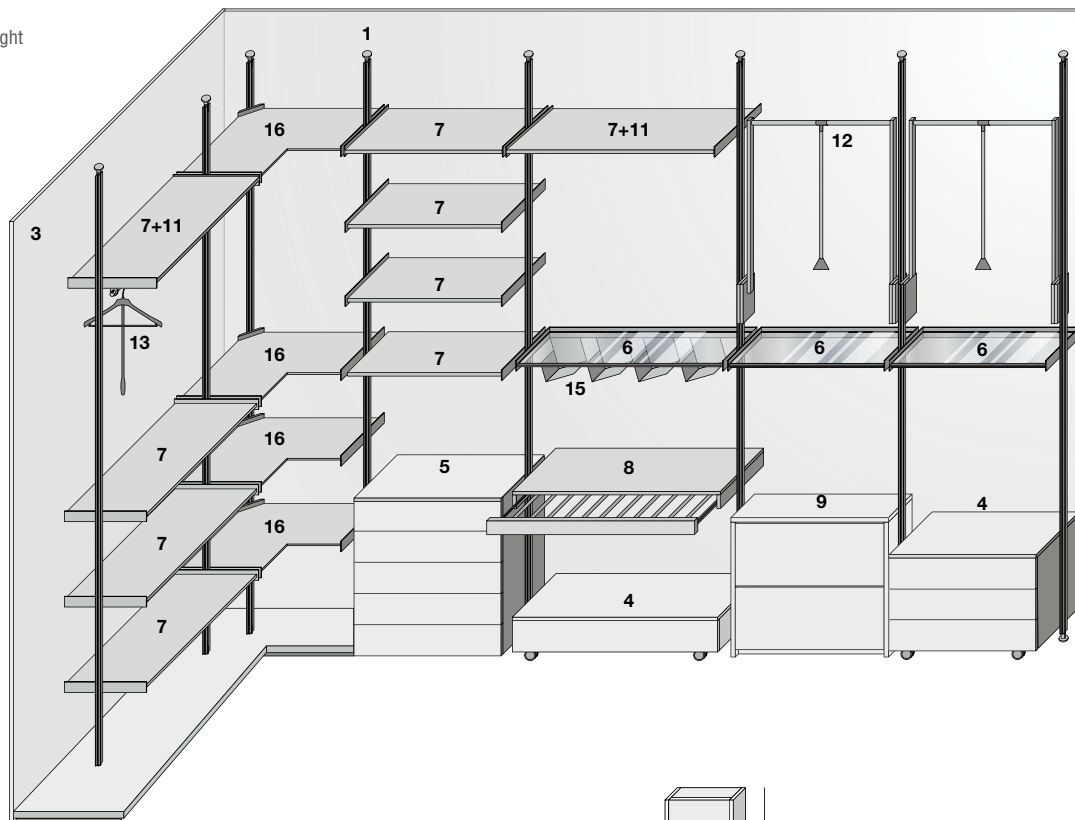
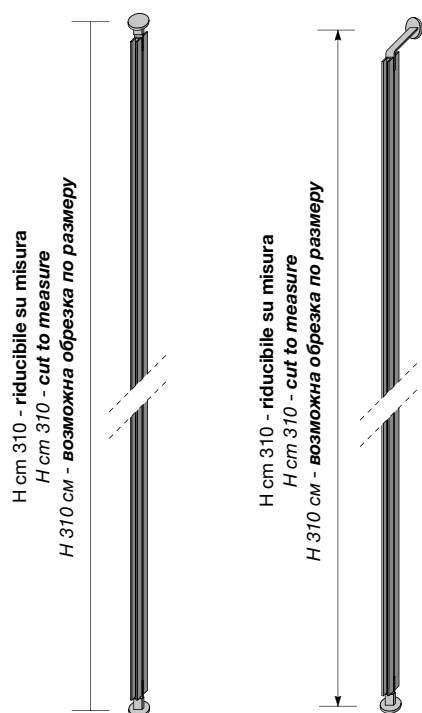
SB SPECCHIO
BRONZO
SB Bronze mirror

FU SPECCHIO
FUMÈ
FU Smoky mirror

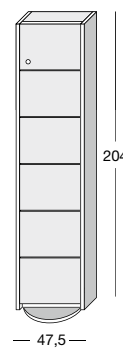


1 - Montante a soffitto
1 - Ceiling-mounted upright

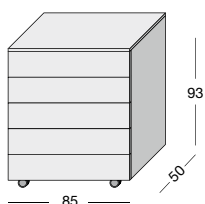
2 - Montante a parete
2 - Wall-mounted upright



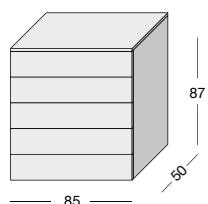
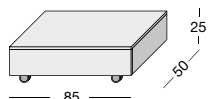
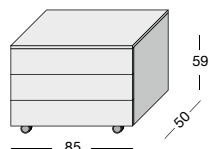
3 - Pannelli muro vedi boiserie Endless
3 - Wall panels, see Endless boiserie



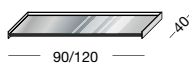
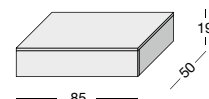
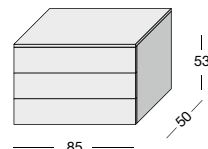
S47RS/S47RL
Serie 100 DOMINO



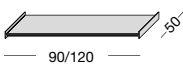
4 - Cassettiere da 1, 3 e 5 cassetti con rotelle
4 - Chest of drawers with 1, 3 and 5 drawers with wheels



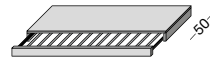
5 - Cassettiere da 1, 3 e 5 cassetti
5 - Chest of drawers with 1, 3 and 5 drawers



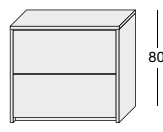
6 - Mensole cristallo
6 - Crystal shelves



7 - Mensole legno
7 - Wooden shelves



8 - Mensole portapantaloni
8 - Trousers holder shelves



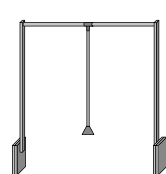
9 - Scarpiera
9 - Shoe cabinet



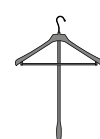
10 - Pianale
10 - Tray



11 - Tubo appendiabito
11 - Clothes rod



12 - Servetto
12 - Clothing rack



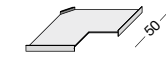
13 - Gruccia con bastone
13 - Hanger with rod



14 - Gruccia
14 - Hanger



15 - Portaoggetti
15 - Accessory holder



16 - Mensole angolari
16 - Corner shelves



Elegant

Wall decoration

Il sistema di Boiserie Elegant è caratterizzato da molteplici modularità che permettono di arricchire l'ambiente attraverso eleganti finiture e di rivestire le pareti di tutta la casa. L'elemento caratterizzante è il vano centrale che percorre linearmente la lunghezza della parete e impreziosisce la superficie grazie ad eleganti inserti illuminati da luce LED. Con l'aggiunta del suo letto coordinato, la boiserie Elegant, riesce a vestire anche una camera da letto.

The Boiserie Elegant system has many modular features that make it possible to enhance rooms with elegant finishes and to outfit walls throughout the home. The main element is the central compartment, which runs linearly along the length of the wall and enhances the surface with elegant inserts lighted by LED sources. If the coordinated bed is added, the Boiserie Elegant can outfit an entire bedroom.

Система буазери Elegant отличается многочисленными модульными решениями, позволяющими придать интерьеру особую красоту благодаря элегантным отделкам и декорировать стены всего дома. Отличительным элементом системы является центральная ниша, которая линейно проходит по всей длине стены и украшает поверхность благодаря элегантным вставкам со светодиодной подсветкой. Буазери Elegant может дополняться кроватью, позволяя таким образом облачить даже спальню.

Elegant护壁板系统，以可丰富环境的多重模块化特性展现特色，可通过优雅的饰面覆盖家中所有墙面。中央空间是展现独特风格的元素，线型线条沿着墙面延展，并可搭配优雅的表面嵌饰及LED灯光照明增添点缀。搭配配套的床具，此Elegant护壁板，也能完美装潢寝室空间。

BOISERIE | BOISERIE ELEGANT
PELLE | LEATHER P.3 SUEDE 1011
PROFILI TERMINALI | END PROFILES CH BRIGHT CHAMPAGNE GOLD
INSERTI | INSERTS BACKLIT IVORY ONYX AND P.3 SUEDE 1011 WITH SEQUENCE DESIGN

DIVANO | SOFA CHOPIN
POLTRONE | ARMCHAIRS AGATHA
TAVOLINI | SMALL TABLES SAFIR - LOUIS

BOISERIE | **BOISERIE ELEGANT**
PELLE | **LEATHER P.3 SUEDE 1011**
PROFILI TERMINALI | **END PROFILES CH BRIGHT CHAMPAGNE GOLD**
INSERTI | **INSERTS P.3 SUEDE 1011 WITH SEQUENCE DESIGN**

DIVANO | **SOFAREY**
TAVOLINI | **SMALL TABLES FELIX**
POLTRONE | **ARMCHAIRS CODY**








BOISERIE | **BOISERIE ELEGANT**
PELLE | **LEATHER P.3 SUEDE 1011**
PROFILI TERMINALI | **END PROFILES CH BRIGHT CHAMPAGNE GOLD**
INSERTI | **INSERTS BACKLIT IVORY ONYX AND P.3 SUEDE 1011 WITH SEQUENCE DESIGN**

DIVANO | **SOFA REY**
TAVOLINI | **SMALL TABLES SUN**
PORTA | **DOORS IANUS**








BOISERIE | BOISERIE ELEGANT
PELLE | LEATHER P.3 SUEDE 640108
PROFILI | END TRIM BR MATT SATINED BRONZE
INSERTI | INSERTS BACKLIT IVORY ONYX

DIVANO | SOFA COHEN
TAVOLINI | SMALL TABLES LONELY - SAFIR
PORTA | DOORS IANUS



BOISERIE | BOISERIE ELEGANT
PROFILI | END TRIM BR MATT SATINED BRONZE
PANNELLI | PANELS C4 P.3 CAT. "SUEDE" 311
INSERTI | INSERTS FR FRAPPUCCINO MARBLE





SMARTLY
MATCHING
WITH ALL
DOORS



BOISERIE | BOISERIE ELEGANT
PELLE | LEATHER P.3 SUEDE 1011
PROFIL | TERMINALI | END PROFILES H1 BRIGHT ALUMINIUM
INSERTI | INSERTS BACKLIT SATINED MIRROR WITH "SEQUENCE" DESIGN
ELEMENTO LETTO | BED ELEGANT
PELLE | LEATHER P.3 SUEDE 8085
ANELLO | RING BRIGHT BLACK CHROME






Finiture Elegant

Elegant sample finishes / Отделка Elegant

Profili terminali in alluminio / Aluminium end trims



PL PLATINO OPACO PL Matt platinum	BR BRONZO SATINATO OPACO BR Matt Satined Bronze	CH ORO CHAMPAGNE BRILLANTE CH Champagne bright gold	OC ORO BRILLANTE OC Bright gold	I2 ELETTROCOLORE MORO BRILLANTE I2 Bright electrocolour dark brown	I1 ALLUMINIO BRILLANTE I1 Bright aluminium	GB BIANCO LUCIDO GB Glossy white	AN ELETTROCOLORE NERO OPACO AN Matt electrocolour black	AM ELETTROCOLORE MORO OPACO AM Matt electrocolour dark brown
---	--	--	---	--	---	--	--	--

Pannelli per boiserie in camoscio cat. "Suede" / Panels for boiserie with suede cat. "Suede"



C3 P.3 SUEDE CIPRIA 120 C3 P.3 Suede powder 120	C6 P.3 SUEDE SABBIA 0111 C6 P.3 Suede sand 0111	C4 P.3 SUEDE TORTORA 311 C4 P.3 Suede turtle dove 311	C5 P.3 SUEDE TESTA DI MORO 3085 C5 P.3 Suede dark brown 3085	C8 P.3 SUEDE GRIGIO GHIACCIO 08085 C8 P.3 Suede ice grey 08085	C7 P.3 SUEDE GRIGIO 1011 C7 P.3 Suede grey 1011	RG P.3 SUEDE ROYAL GREY 08051 RG P.3 Suede Royal Grey 08051	CB P.3 SUEDE TAUPE 510108 CB P.3 Suede taupe 510108	CI P.3 SUEDE MUSCHIO 640173 CI P.3 Suede musk 640173	CM P.3 SUEDE BORGOGNA 370050 CM P.3 Suede borgogna 370050	C9 P.3 SUEDE BLU 714 C9 P.3 Suede blue 714	C1 P.3 SUEDE NERO 811 C1 P.3 Suede black 811	C2 P.3 SUEDE AZZURRO 719 C2 P.3 Suede light blue 719
--	--	--	---	---	--	--	--	---	--	---	---	---


...a richiesta dal campionario pelli Loveluxe

...on request from Loveluxe leather sample box

Finiture inserto Elegant

Elegant sample finishes / Отделки вставки Elegant

Inserto in marmo / Marble insert



EK EMPERADOR DARK EK Emperador Dark	CG CALACATTA GOLD CG Calacatta Gold	PN PALISSANDRO ONICIATO PN Shale rosewood marble	PB AGATHA BLACK PB Agatha Black	SW SILVER WAVE SW Silver Wave	ED ELEGANT BROWN ED Elegant Brown	FR FRAPPUCCINO FR Frappuccino	BA BARDIGLIO NUVOLATO BA Bardiglio Nuvolato	RV ROSSO LEVANTO RV Rosso Levanto
---	---	--	---	---	---	---	---	---

Inserto onice retroilluminato / Onyx insert backlit




OI ONICE AVORIO
OI Ivory onyx

Inserto in specchio decorato laserato / Lasered decorated mirror insert




SP SPECCHIO DECORO DIAMOND SP Diamond mirror	SP SPECCHIO DECORO SEQUENCE SP Sequence mirror
--	--

Pannelli per boiserie in camoscio cat. "Suede" decoro "Diamond" / Panels for boiserie with suede cat. "Suede" Diamond pattern



C3 P.3 SUEDE CIPRIA 120 C3 P.3 Suede powder 120	C6 P.3 SUEDE SABBIA 0111 C6 P.3 Suede sand 0111	C4 P.3 SUEDE TORTORA 311 C4 P.3 Suede turtle dove 311	C5 P.3 SUEDE TESTA DI MORO 3085 C5 P.3 Suede dark brown 3085	C8 P.3 SUEDE GRIGIO GHIACCIO 08085 C8 P.3 Suede ice grey 08085	C7 P.3 SUEDE GRIGIO 1011 C7 P.3 Suede grey 1011	RG P.3 SUEDE ROYAL GREY 08051 RG P.3 Suede Royal Grey 08051	CB P.3 SUEDE TAUPE 510108 CB P.3 Suede taupe 510108	CI P.3 SUEDE MUSCHIO 640173 CI P.3 Suede musk 640173	CM P.3 SUEDE BORGOGNA 370050 CM P.3 Suede borgogna 370050	C9 P.3 SUEDE BLU 714 C9 P.3 Suede blue 714	C1 P.3 SUEDE NERO 811 C1 P.3 Suede black 811	C2 P.3 SUEDE AZZURRO 719 C2 P.3 Suede light blue 719
---	---	---	--	--	---	---	---	--	---	--	--	--

Pannelli per boiserie in camoscio cat. "Suede" decoro "Sequence" / Panels for boiserie with suede cat. "Suede" Sequence pattern



C3 P.3 SUEDE CIPRIA 120 C3 P.3 Suede powder 120	C6 P.3 SUEDE SABBIA 0111 C6 P.3 Suede sand 0111	C4 P.3 SUEDE TORTORA 311 C4 P.3 Suede turtle dove 311	C5 P.3 SUEDE TESTA DI MORO 3085 C5 P.3 Suede dark brown 3085	C8 P.3 SUEDE GRIGIO GHIACCIO 08085 C8 P.3 Suede ice grey 08085	C7 P.3 SUEDE GRIGIO 1011 C7 P.3 Suede grey 1011	RG P.3 SUEDE ROYAL GREY 08051 RG P.3 Suede Royal Grey 08051	CB P.3 SUEDE TAUPE 510108 CB P.3 Suede taupe 510108	CI P.3 SUEDE MUSCHIO 640173 CI P.3 Suede musk 640173	CM P.3 SUEDE BORGOGNA 370050 CM P.3 Suede borgogna 370050	C9 P.3 SUEDE BLU 714 C9 P.3 Suede blue 714	C1 P.3 SUEDE NERO 811 C1 P.3 Suede black 811	C2 P.3 SUEDE AZZURRO 719 C2 P.3 Suede light blue 719
---	---	---	--	--	---	---	---	--	---	--	--	--



Design by Alessandro LA SPADA_serie 341

LAND

Modular system

La Boiserie Land è un sistema modulare che unisce porte, pannelli scorrevoli, boiserie e mobili contenitori di servizio. Si caratterizza per un'estrema adattabilità ad ogni tipo di ambiente, per i materiali utilizzati, ma soprattutto per le linee parallele e perpendicolari scandite da profili metallici che definiscono in maniera contemporanea e moderna la superficie. La serie comprende molteplici abbinamenti e modularità dalle dimensioni quasi personalizzate. Il sistema è diviso per moduli e si articola in diverse larghezze e possibilità di aperture.

The Boiserie Land is a modular system that unites doors, sliding panels, boiserie panels and storage units. It is extremely adaptable to any type of room for the materials used in construction, but most of all, for its parallel and perpendicular lines marked with metal profiles that define the surface with a contemporary, modern style. The series includes many combinations and different sized modules, for an almost personalised result. The system is divided into modules, and offers several widths and opening styles.

Буазери Land – это модульная система, объединяющая двери, раздвижные панели, панели буазери и системы хранения. Она прекрасно адаптируется к любому помещению благодаря используемым материалам и, прежде всего, благодаря параллельным и перпендикулярным линиям, перемежающимся металлическими профилями, которые придают поверхности современный характер. Серия включает многочисленные сочетания и модульные решения с практически индивидуальными размерами. Система подразделена на модули и имеет различные варианты ширины и возможности открытия.

Land护壁板是一套模块化系统，将门、滑动面板、护壁板和收纳柜整合于一。以极度可适应每种环境的特点展现特色，不但可归功于所采用的材质，更因镶嵌金属条的垂直和并行线条，能以当代时尚与充满现代感的方式完美定义墙面。系列中可有多重搭配与几乎可定制化的多种尺寸的模块。此系统以模块区分，可有不同宽度的搭配并可当作可开的面板使用。

BOISERIE | BOISERIE LAND
PROFIL | END TRIM CH CHAMPAGNE BRIGHT GOLD
PANNELLI | PANELS P.3 SUEDE 311+ SB BRONZE MIRROR



BOISERIE | BOISERIE LAND
PROFIL | END TRIM BR MATT SATINED BRONZE
PANNELLI | PANELS P.3 SUEDE 311+ SB BRONZE MIRROR

407 VOL. V

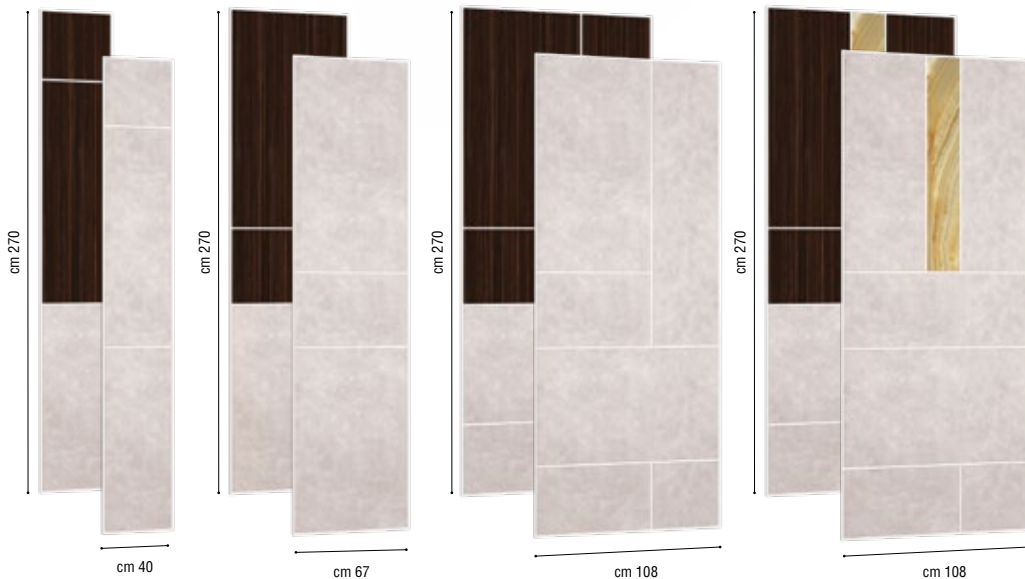


SUPPORTO IN LEGNO DA FISSARE AL MURO
Wooden support to be fixed to the wall

CREMAGLIERA PER FISSAGGIO PANNELLO
Rack for panel fixing

TERMINALE
End trim

CM 3,7





BOISERIE | BOISERIE LAND
PROFIL | END TRIM CH CHAMPAGNE BRIGHT GOLD
PANNELLI | PANELS P.3 SUEDE 311

40 VOL. 3





BOISERIE | BOISERIE LAND
PROFILI | END TRIM CH CHAMPAGNE BRIGHT GOLD
PANNELLI | PANNELS P.3 SUEDE 0111






BOISERIE | BOISERIE LAND
PROFIL | END TRIM BR MATT SATINED BRONZE
PANNELLI | PANNELS P.3 SUEDE 640108

BY VOLTA





BOISERIE | BOISERIE LAND
PROFIL | END TRIM BR MATT SATINED BRONZE
PANNELLI IN SPECCHIO | MIRROR PANELS BRONZE MIRROR + FROSTED BRONZE MIRROR



BOISERIE | BOISERIE LAND
PROFIL | END TRIM BR MATT SATINED BRONZE
PANNELLI IN SPECCHIO | MIRROR PANELS BRONZE MIRROR + FROSTED BRONZE MIRROR





BOISERIE | *BOISERIE LAND*
PROFIL | *END TRIM BR MATT SATINED BRONZE*
PANNELLI IN SPECCHIO | *MIRROR PANELS SMOKY MIRROR + FROSTED SMOKY MIRROR*

421 VOL. V









BOISERIE | BOISERIE LAND
PROFIL / END TRIM / OC BRIGHT GOLD ALUMINIUM
PANNELLI / PANELS / H1 BROWN ON GOLD BASE

425 VOL. V

ALLEY

LORD - WOOD

SCREEN


FLY-SYSTEM - VERTICAL

BOISERIE














BOISERIE CON CONTENITORI | BOISERIE AND WALL UNIT LAND
PROFILI | END TRIM BR MATT SATINED BRONZE
PANNELLI | PANELS L5 GLOSSY EBONY + P.3 SUEDE 08051

431 VOL. V





433 VOL. V



Special mirror TV

Specchio o TV? Semplice: accesa è una TV, spenta è uno specchio che non lascia intravedere nulla al suo interno. La speciale integrazione di una LED TV dietro allo specchio è il risultato di una ricerca costante, originale e di grande impatto tecnologico.

Totalmente invisibile, è il connubio perfetto tra lo stile del tuo living e una comune TV. Lo specchio è disponibile nelle seguenti varianti di colore: bronzo naturale, bronzo chiaro, grigio Londra, nero non riflettente, specchio naturale.

Mirror or TV? Simple: when it's on, it's a TV and when it's off, it is a mirror that won't allow anyone to see what's inside. The special integration of a LED TV behind the mirror is the result of constant research, and has produced an original and very impressive technological piece. Totally invisible, this TV is the perfect blend of living room style and common home entertainment. The mirror is available in the following colour variations: natural bronze, light bronze, London grey, non-reflecting black, or natural mirror.


Зеркало или телевизор? Очень просто: во включенном состоянии это телевизор, а в выключенном зеркало, внутри которого ничего не заметно. Особая интеграция LED-телевизора за зеркалом представляет собой результат постоянных и оригинальных исследований и обладает уникальным технологическим эффектом. Абсолютно невидимый, он представляет собой идеальный союз стиля гостиной и обычного телевизора. Зеркало производится в следующих цветовых вариантах: натуральный бронзовый, светлый бронзовый, серый Londra, черный неотражающий, натуральное зеркало.

镜子或电视?很简单:开启时是电视,关闭时是镜子,镜面让内部什么都看不见。将LED电视集成在镜子后面的设计,是持续研发、原创与科技影响所得的成果。完全隐形,是你家精美风格的客厅与一般电视的完美组合。镜子可选有以下不同颜色:天然铜色,亮铜色,伦敦灰,非反射黑,无色镜。

Finiture Land boiserie


Boiserie Land sample finishes / Отделка буазери Land

Struttura e stipite in alluminio / Aluminium structure and jamb




PL PLATINO OPACO PL Matt platinum	BR BRONZO SATINATO OPACO BR Matt Satined Bronze	CH ORO CHAMPAGNE BRILLANTE CH Champagne bright gold	OC ORO BRILLANTE OC Bright gold	I2 ELETTROCOLORE MORO BRILLANTE I2 Bright electrocolour dark brown	I1 ALLUMINIO BRILLANTE I1 Bright aluminium	GB BIANCO LUCIDO GB Glossy white	AN ELETTROCOLORE NERO OPACO AN Matt electrocolour black	AM ELETTROCOLORE MORO OPACO AM Matt electrocolour dark brown
---	--	--	---	--	---	--	--	--

Pannelli in sughero / Panels with cork



U1 MARRONE BASE ORO U1 Brown on gold base	U2 MARRONE BASE ARGENTO U2 Brown on silver base	U3 BRONZO BASE ARGENTO U3 Bronze on silver base
--	--	--

Pannelli per boiserie e contenitori in essenza legno / Panels for boiserie and wall unit with wooden veneer




L0 SUCUPIRA LUXURY LUCIDO L0 Glossy Luxury Sucupira	L6 EBANO LUCIDO L6 Glossy ebony	L3 NOCE CANALETTO LUCIDO L3 Glossy Canaletto Walnut	L9 SUCUPIRA LUXURY OPACO L9 Matt Luxury Sucupira	L5 EBANO OPACO L5 Matt ebony	L2 NOCE CANALETTO OPACO L2 Matt Canaletto Walnut
--	---	--	---	--	---

Pannelli solo per boiserie in specchio / Panels only for boiserie with mirror



SP SPECCHIO NATURALE SP Mirror	SB SPECCHIO BRONZO SB Bronze mirror	FU SPECCHIO FUMÉ FU Smoky mirror	AA SPECCHIO ACIDATO BRONZO AA Frosted bronze mirror	AF SPECCHIO ACIDATO FUMÉ AF Frosted smoky mirror
--	---	--	--	---

Pannelli solo per boiserie in vetro temperato verniciato lucido / Panels only for boiserie with glossy lacquered tempered glass




BL BIANCO BL White	CP CANAPA CP Canapa	OY CORDA OY Rope	TT TORTORA TT Turtle dove	FF CAFFÈ FF Coffee	MK MOKA MK Moka	PR PRUGNA PR Prune	GC GRIGIO CEMENTO GC Cement grey	GP GRIGIO PIOMBO GP Lead grey	GN GRANITO GN Granite	GA GRIGIO ARDESIA GA Slate grey	NI BLU NOTTE GA Night blue	NL NERO NL Black
------------------------------	-------------------------------	----------------------------	-------------------------------------	------------------------------	---------------------------	------------------------------	--	---	---------------------------------	---	--------------------------------------	----------------------------

...a richiesta dal campionario pelli Loveluxe


...on request from Loveluxe leather sample box

Pannelli per boiserie e contenitori in camoscio cat. "Suede Cocco", pelle cat. "Cocco Deluxe" e "Cocco Special" / Panels for boiserie and wall unit with suede cat. "Suede Cocco", leather cat. "Cocco Deluxe" and "Cocco Special"




O1 P.9 SUEDE COCCO CIPRIA 2120 O1 P.9 Suede Cocco powder 2120	O2 P.9 SUEDE COCCO TORTORA 2311 O2 P.9 Suede Cocco turtle dove 2311	O3 P.9 SUEDE COCCO TESTA DI MORO 23085 O3 P.9 Suede Cocco dark brown 23085	K1 P.18 COCCO DELUXE AVORIO 848 K1 P.18 Cocco Deluxe ivory 848	K2 P.18 COCCO DELUXE TESTA DI MORO 748 K2 P.18 Cocco Deluxe Dark Brown 748	K3 P.18 COCCO DELUXE ANTRACITE 746 K3 P.18 Cocco Deluxe Charcoal 746	KS P.15 SPECIAL COCCO 105 KS P.15 Special Cocco 105
---	---	--	---	--	--	---

Pannelli per boiserie e contenitori in pelle cat. "Nabuck" / Panels for boiserie and wall unit with leather cat. "Nabuck"




N1 P.9 NABUCK CIPRIA 8011 N1 P.9 Nabuck powder 8011	N2 P.9 NABUCK SABBIA 8012 N2 P.9 Nabuck sand 8012	N3 P.9 NABUCK FANGO 8013 N3 P.9 Nabuck mud 8013	N4 P.9 NABUCK CASTANO 8014 N4 P.9 Nabuck chestnut brown 8014	N5 P.9 NABUCK TESTA DI MORO 8015 N5 P.9 Nabuck dark brown 8015	N6 P.9 NABUCK TORTORA 8010 N6 P.9 Nabuck turtle dove 8010	N7 P.9 NABUCK GHIACCIO 8021 N7 P.9 Nabuck ice 8021	N8 P.9 NABUCK BLU 8016 N8 P.9 Nabuck blue 8016	N9 P.9 NABUCK TAUPE 8022 N9 P.9 Nabuck taupe 8022	NO P.9 NABUCK MUSCHIO 8026 NO P.9 Nabuck musk 8026
---	---	---	---	---	---	--	--	---	--

Pannelli per boiserie e contenitori in pelle lucida cat. "Supreme" / Panels for boiserie and wall unit with glossy leather cat. "Supreme"




S1 P.6 SUPREME LATTE 1015 S1 P.6 Supreme milk 1015	S2 P.6 SUPREME SABBIA 1013 S2 P.6 Supreme sand 1013	S3 P.6 SUPREME SUGHERO 1010 S3 P.6 Supreme Cork 1010	S4 P.6 SUPREME MOGANO 1001 S4 P.6 Supreme mahogany 1001	S5 P.6 SUPREME CASTAGNO 1002 S5 P.6 Supreme chestnut 1002	S6 P.6 SUPREME MORO 1004 S6 P.6 Supreme dark brown 1004
--	---	--	---	---	---

Pannelli e inserti maniglia in pelle cat. "Soffio" / Panels and handle insert with leather cat. "Soffio"



HA P.6 SOFFIO CANAPA 5004 HA P.6 Soffio canapa 5004	HB P.6 SOFFIO CORDA 5005 HB P.6 Soffio rope 5005	HC P.6 SOFFIO TAUPE 5007 HC P.6 Soffio taupe 5007	HD P.6 SOFFIO MORO 5003 HD P.6 Soffio dark brown 5003	HE P.6 SOFFIO MOGANO 5013 HE P.6 P.6 Soffio mahogany 5013	HF P.6 SOFFIO GRIGIO SCURO 5014 HF P.6 Soffio dark grey 5014
---	--	---	---	---	---

Pannelli per boiserie e contenitori in camoscio cat. "Suede" / Panels for boiserie and wall unit with suede cat. "Suede"



C3 P.3 SUEDE CIPRIA 120 C3 P.3 Suede powder 120	C6 P.3 SUEDE SABBIA 0111 C6 P.3 Suede sand 0111	C4 P.3 SUEDE TORTORA 311 C4 P.3 Suede turtle dove 311	C5 P.3 SUEDE TESTA DI MORO 3085 C5 P.3 Suede dark brown 3085	C8 P.3 SUEDE GRIGIO GHIACCIO 08085 C8 P.3 Suede ice grey 08085	C7 P.3 SUEDE GRIGIO 1011 C7 P.3 Suede grey 1011	RG P.3 SUEDE ROYAL GREY 08051 RG P.3 Suede Royal Grey 08051	CB P.3 SUEDE TAUPE 510108 CB P.3 Suede taupe 510108	CI P.3 SUEDE MUSCHIO 640173 CI P.3 Suede musk 640173	CM P.3 SUEDE BORGOGNA 370050 CM P.3 Suede borgogna 370050	C9 P.3 SUEDE BLU 714 C9 P.3 Suede blue 714	C1 P.3 SUEDE NERO 811 C1 P.3 Suede black 811	C2 P.3 SUEDE AZZURRO 719 C2 P.3 Suede light blue 719
---	---	---	---	---	---	--	---	--	--	--	--	--